Product Name: **ORP150 Rabbit Monoclonal Antibody**
Catalog #: **AMRe85888**
For research use only.

Summary

Description	Recombinant rabbit monoclonal antibody
Host	Rabbit
Application	WB,IHC,ICC,IP
Reactivity	Human
Conjugation	Unconjugated
Modification	Unmodified
Isotype	IgG
Clonality	Monoclonal
Form	Liquid
Concentration	0.63mg/ml. The concentration of this product may be batch-dependent.
Storage	Aliquot and store at -20°C (valid for 12 months). Avoid freeze/thaw cycles.
Shipping	Ice bags
Buffer	Purified antibody in TBS with 0.05% sodium azide,0.05%protective protein and 50% glycerol.
Purification	Affinity Purification

Application

Dilution Ratio	WB 1:500-1:1000,IHC 1:50-1:100,ICC 1:50-1:200,IP 1:10-1:20
Molecular Weight	Calculated MW: 111 kDa; Observed MW: 150 kDa

Antigen Information

Gene Name	ORP150
Alternative Names	Grp170; HSP12A; Hyou1; Orp150
Gene ID	10525.0
SwissProt ID	Q9Y4L1
Immunogen	A synthetic peptide of human ORP150

Background

Has a pivotal role in cytoprotective cellular mechanisms triggered by oxygen deprivation. May play a role as a molecular chaperone and participate in protein folding.

Research Area

Image Data



Western blot analysis of ORP150 in Hela lysates using ORP150 antibody.

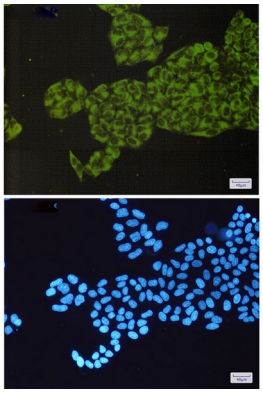

Immunocytochemistry analysis of ORP150(green) in Hela using ORP150 antibody,and DAPI(blue)

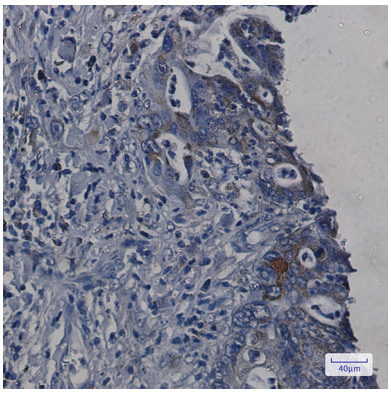

Immunohistochemistry analysis of paraffin-embedded Human colon cancer using ORP150 antibody. High-pressure and temperature Sodium Citrate pH 6.0 was used for antigen retrieval.