
Product Name: NDUFB11 Rabbit Monoclonal Antibody**Catalog #: AMRe85836**

For research use only.

Summary

Description	Recombinant rabbit monoclonal antibody
Host	Rabbit
Application	WB,IHC
Reactivity	Human,Mouse,Rat
Conjugation	Unconjugated
Modification	Unmodified
Isotype	IgG
Clonality	Monoclonal
Form	Liquid
Concentration	0.51mg/ml. The concentration of this product may be batch-dependent.
Storage	Aliquot and store at -20°C (valid for 12 months). Avoid freeze/thaw cycles.
Shipping	Ice bags
Buffer	Purified antibody in TBS with 0.05% sodium azide,0.05%protective protein and 50% glycerol.
Purification	Affinity Purification

Application

Dilution Ratio	WB 1:500-1:1000,IHC 1:50-1:100
Molecular Weight	Calculated MW: 17 kDa; Observed MW: 17 kDa

Antigen Information


Gene Name	NDUFB11
Alternative Names	ESSS; Np15; P17.3; NP17.3; CI-ESSS; LSDMCA3
Gene ID	54539.0
SwissProt ID	Q9NX14
Immunogen	Recombinant protein of human NDUFB11

Background


Accessory subunit of the mitochondrial membrane respiratory chain NADH dehydrogenase (Complex I), that is believed not to be involved in catalysis. Complex I functions in the transfer of electrons from NADH to the respiratory chain. The immediate electron acceptor for the enzyme is believed to be ubiquinone.

Research Area


Image Data



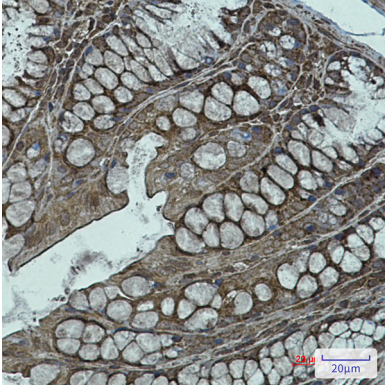
Western blot analysis of NDUFB11 in rat heart, rat skeletal muscle lysates using NDUFB11 antibody.



Western blot analysis of NDUFB11 in LnCap, CaCo2 lysates using NDUFB11 antibody



Western blot analysis of NDUFB11 in HeLa, 3T3, PC-3 lysates using NDUFB11 antibody.



Immunohistochemistry analysis of paraffin-embedded mouse colon using NDUFB11 antibody. High-pressure and temperature Sodium Citrate pH 6.0 was used for antigen retrieval.