

Product Name: FOXA1 Rabbit Monoclonal Antibody
Catalog #: AMRe85577



Summary

| | |
|------------------------|----------------------------------|
| Production Name | FOXA1 Rabbit Monoclonal Antibody |
| Description | Rabbit Monoclonal antibody |
| Host | Rabbit |
| Application | WB, ICC |
| Reactivity | Human, Rat |

Performance

| | |
|---------------------|--|
| Conjugation | Unconjugated |
| Modification | Unmodified |
| Isotype | IgG |
| Clonality | Monoclonal |
| Form | Liquid |
| Storage | Store at 4°C short term. Aliquot and store at -20°C long term. Avoid freeze/thaw cycles. |
| Buffer | Purified antibody in TBS with 0.05% sodium azide, 0.05% protective protein and 50% glycerol. |
| Purification | Affinity Purification |

Immunogen

| | |
|--------------------------|---|
| Gene Name | FOXA1 |
| Alternative Names | FOXA1; Forkhead box A1; Forkhead box protein A1; HNF-3-alpha; TCF3A; HNF3A; Transcription factor 3A |
| Gene ID | 3169.0 |
| SwissProt ID | P55317. Recombinant protein of human FOXA1 |

Application

| | |
|-------------------------|--|
| Dilution Ratio | WB: 1:500-1:1000, ICC: 1:50-1:200 |
| Molecular Weight | Calculated MW: 49 kDa; Observed MW: 49 kDa |

Product Name: FOXA1 Rabbit Monoclonal Antibody
Catalog #: AMRe85577

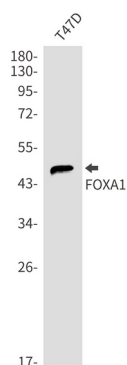


Background


Forkhead box protein A1 is a transcription factor required for the development of endoderm-derived organs, such as liver, lung, and prostate. FoxA1 functions as a pioneer factor that is recruited primarily to the distant enhancers to change chromatin structure for transcription in a cell type-specific manner. Involved in regulation of apoptosis by inhibiting the expression of BCL2. Involved in cell cycle regulation by activating expression of CDKN1B, alone or in conjunction with BRCA1.

Research Area

Image Data

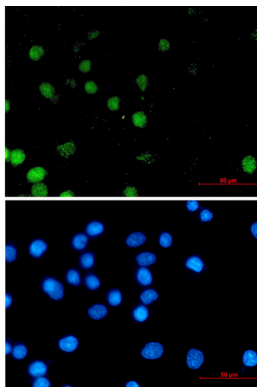


Western blot analysis of FOXA1 in T47D lysates using FOXA1 antibody.



Western blot analysis of FOXA1 in C6 lysates using FOXA1 antibody.

Product Name: FOXA1 Rabbit Monoclonal Antibody
Catalog #: AMRe85577



Immunocytochemistry analysis of FOXA1 (green) in MCF-7 using FOXA1 antibody, and DAPI (blue)

Note

For research use only.