
Product Name: DISC1 Rabbit Monoclonal Antibody**Catalog #: AMRe85507**

For research use only.

Summary

Description	Recombinant rabbit monoclonal antibody
Host	Rabbit
Application	WB,IHC,ICC,IP
Reactivity	Human,Mouse,Rat
Conjugation	Unconjugated
Modification	Unmodified
Isotype	IgG
Clonality	Monoclonal
Form	Liquid
Concentration	0.62mg/ml. The concentration of this product may be batch-dependent.
Storage	Aliquot and store at -20°C (valid for 12 months). Avoid freeze/thaw cycles.
Shipping	Ice bags
Buffer	Purified antibody in TBS with 0.05% sodium azide,0.05%protective protein and 50% glycerol.
Purification	Affinity Purification

Application

Dilution Ratio	WB 1:500-1:1000,IHC 1:50-1:100,ICC 1:50-1:200,IP 1:10-1:20
Molecular Weight	Calculated MW: 94 kDa; Observed MW: 94 kDa

Antigen Information

Gene Name	DISC1
Alternative Names	C1orf136; DISC1; KIAA0457; RP4-730B13.1; SCZD9
Gene ID	27185.0
SwissProt ID	Q9NRI5
Immunogen	Recombinant protein of human DISC1

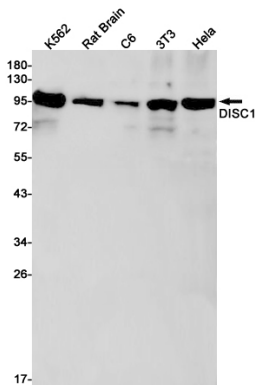
Background

Involved in the regulation of multiple aspects of embryonic and adult neurogenesis. Required for neural progenitor proliferation in the ventricular/subventricular zone during embryonic brain development and in the adult dentate gyrus of the hippocampus.

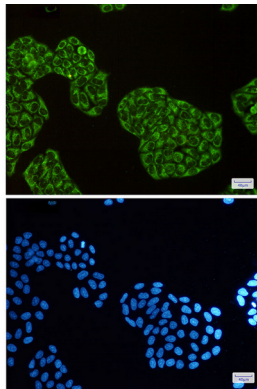
Research Area

Wnt signaling pathway

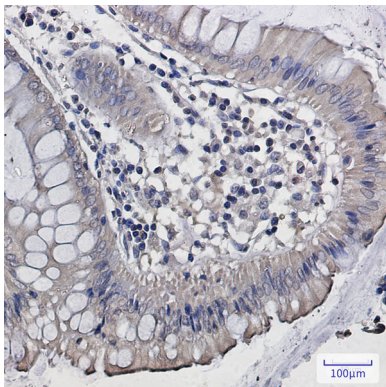
Image Data



Western blot analysis of DISC1 in K562, rat Brain, C6, 3T3, HeLa lysates using DISC1 antibody.



Immunocytochemistry analysis of DISC1 (green) in HeLa using DISC1 antibody, and DAPI (blue)



Immunohistochemistry analysis of paraffin-embedded Human colon cancer using DISC1 antibody. High-pressure and temperature Sodium Citrate pH 6.0 was used for antigen retrieval.