
Product Name: ATF5 Rabbit Monoclonal Antibody**Catalog #: AMRe85318**

For research use only.

Summary

Description	Recombinant rabbit monoclonal antibody
Host	Rabbit
Application	WB,IHC,IP
Reactivity	Human,Mouse,Rat
Conjugation	Unconjugated
Modification	Unmodified
Isotype	IgG
Clonality	Monoclonal
Form	Liquid
Concentration	0.62mg/ml. The concentration of this product may be batch-dependent.
Storage	Aliquot and store at -20°C (valid for 12 months). Avoid freeze/thaw cycles.
Shipping	Ice bags
Buffer	Purified antibody in TBS with 0.05% sodium azide,0.05%protective protein and 50% glycerol.
Purification	Affinity Purification

Application

Dilution Ratio	WB 1:500-1:1000,IHC 1:50-1:100,IP 1:10-1:20
Molecular Weight	Calculated MW: 31 kDa; Observed MW: 31 kDa

Antigen Information

Gene Name	ATF5
Alternative Names	ATF5; ATFX; Cyclic AMP-dependent transcription factor ATF-5; cAMP-dependent transcription factor ATF-5; Activating transcription factor 5; Transcription factor ATFX
Gene ID	22809.0
SwissProt ID	Q9Y2D1
Immunogen	A synthetic peptide of human ATF5


Background

ATF5 or Activating transcription factor 5, binds to cAMP inducible promoters and is involved in gene transcription. This protein binds the cAMP response element (CRE) (consensus: 5'-GTGACGT[AC][AG]-3'), a sequence present in many viral and cellular

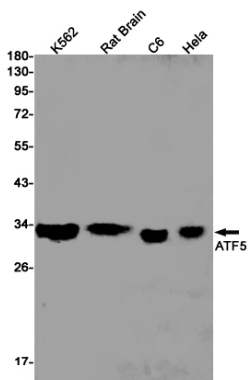
promoters. ATF5 plays a role in inhibition of nerve growth factor induced neuronal outgrowth and regulation of neurogenesis.

Research Area

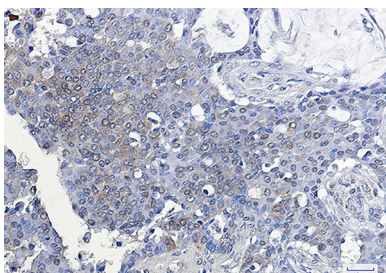
Image Data



Western blot analysis of ATF5 in 3T3 lysates using ATF5 antibody.



Western blot analysis of ATF5 in K562, rat Brain, C6, HeLa lysates using ATF5 antibody.



Immunohistochemistry analysis of paraffin-embedded Human breast cancer using ATF5 antibody. High-pressure and temperature Sodium Citrate pH 6.0 was used for antigen retrieval.