
Product Name: TRMT2A Rabbit Monoclonal Antibody**Catalog #: AMRe85140**

For research use only.

Summary

Description	Recombinant rabbit monoclonal antibody
Host	Rabbit
Application	WB,IHC,ICC
Reactivity	Human
Conjugation	Unconjugated
Modification	Unmodified
Isotype	IgG
Clonality	Monoclonal
Form	Liquid
Concentration	0.62mg/ml. The concentration of this product may be batch-dependent.
Storage	Aliquot and store at -20°C (valid for 12 months). Avoid freeze/thaw cycles.
Shipping	Ice bags
Buffer	Purified antibody in TBS with 0.05% sodium azide,0.05%protective protein and 50% glycerol.
Purification	Affinity Purification

Application

Dilution Ratio	WB 1:500-1:1000,IHC 1:50-1:100,ICC 1:50-1:200
Molecular Weight	Calculated MW: 69 kDa; Observed MW: 69 kDa

Antigen Information

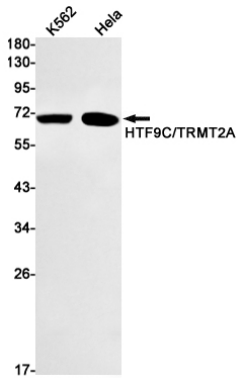
Gene Name	TRMT2A
Alternative Names	HpaII tiny fragments locus 9c protein
Gene ID	27037.0
SwissProt ID	Q8IZ69
Immunogen	A synthetic peptide of human HTF9C

Background

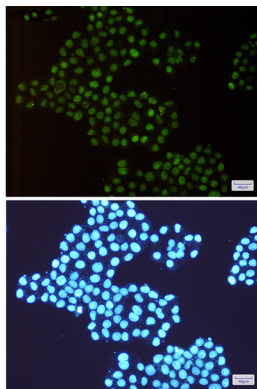
S-adenosyl-L-methionine-dependent methyltransferase that catalyzes the formation of 5-methyl-uridine in tRNAs and some mRNAs.

Research Area

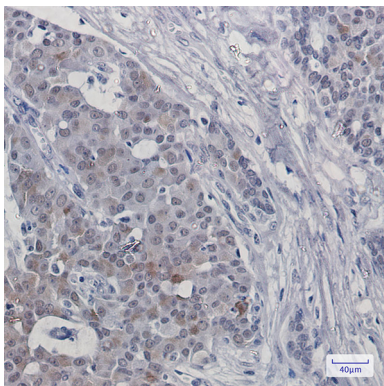
Image Data



Western blot analysis of HTF9C/TRMT2A in K562, HeLa lysates using TRMT2A antibody.



Immunocytochemistry analysis of HTF9C/TRMT2A (green) in HeLa using HTF9C/TRMT2A antibody, and DAPI (blue)



Immunohistochemistry analysis of paraffin-embedded Human breast cancer using HTF9C antibody. High-pressure and temperature Sodium Citrate pH 6.0 was used for antigen retrieval.