

Product Name: FMRP Rabbit Monoclonal Antibody**Catalog #: AMRe85107**

For research use only.

Summary

Description	Recombinant rabbit monoclonal antibody
Host	Rabbit
Application	WB,IHC,ICC
Reactivity	Human,Monkey
Conjugation	Unconjugated
Modification	Unmodified
Isotype	IgG
Clonality	Monoclonal
Form	Liquid
Concentration	0.62mg/ml. The concentration of this product may be batch-dependent.
Storage	Aliquot and store at -20°C (valid for 12 months). Avoid freeze/thaw cycles.
Shipping	Ice bags
Buffer	Purified antibody in TBS with 0.05% sodium azide,0.05%protective protein and 50% glycerol.
Purification	Affinity Purification

Application

Dilution Ratio	WB 1:500-1:1000,IHC 1:50-1:100,ICC 1:50-1:200
Molecular Weight	Calculated MW: 71 kDa; Observed MW: 70-80 kDa

Antigen Information

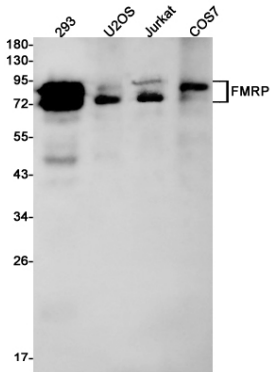
Gene Name	FMRP
Alternative Names	FMR1; Fragile X mental retardation protein 1; FMRP; Protein FMR-1
Gene ID	2332.0
SwissProt ID	Q06787
Immunogen	A synthetic peptide of human FMRP

Background

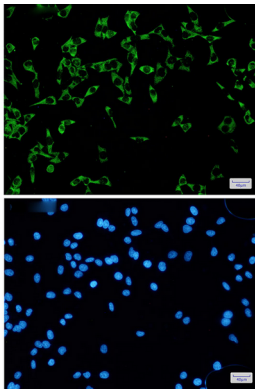
The protein encoded by this gene binds RNA and is associated with polysomes. The encoded protein may be involved in mRNA trafficking from the nucleus to the cytoplasm. A trinucleotide repeat (CGG) in the 5' UTR is normally found at 6-53 copies, but an expansion to 55-230 repeats is the cause of fragile X syndrome.

Research Area

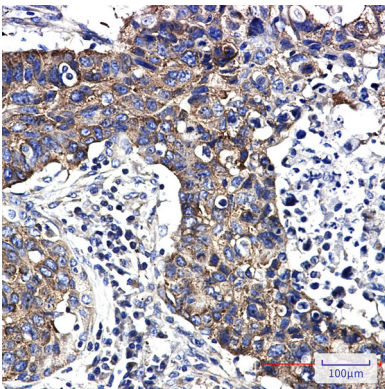
Image Data



Western blot analysis of FMRP in 293, U2OS, Jurkat, COS7 lysates using FMRP antibody.



Immunocytochemistry analysis of FMRP (green) in HeLa using FMRP antibody, and DAPI (blue)



Immunohistochemistry analysis of paraffin-embedded Human lung cancer using FMRP antibody. High-pressure and temperature Sodium Citrate pH 6.0 was used for antigen retrieval.