

---

**Product Name: Phospho-Histone H3 (Ser28) Rabbit Monoclonal Antibody****Catalog #: AMRe84864**

For research use only.

**Summary**

<b>Description</b>	Recombinant rabbit monoclonal antibody
<b>Host</b>	Rabbit
<b>Application</b>	WB,IHC,ICC
<b>Reactivity</b>	Human,Mouse
<b>Conjugation</b>	Unconjugated
<b>Modification</b>	Phosphorylated
<b>Isotype</b>	IgG
<b>Clonality</b>	Monoclonal
<b>Form</b>	Liquid
<b>Concentration</b>	0.5mg/ml. The concentration of this product may be batch-dependent.
<b>Storage</b>	Aliquot and store at -20°C (valid for 12 months). Avoid freeze/thaw cycles.
<b>Shipping</b>	Ice bags
<b>Buffer</b>	Purified antibody in TBS with 0.05% sodium azide,0.05%protective protein and 50% glycerol.
<b>Purification</b>	Affinity Purification

**Application**

<b>Dilution Ratio</b>	WB 1:500-1:1000,IHC 1:50-1:100,ICC 1:50-1:200
<b>Molecular Weight</b>	Calculated MW: 15 kDa; Observed MW: 15 kDa

**Antigen Information**

<b>Gene Name</b>	Phospho-Histone H3 (Ser28)
<b>Alternative Names</b>	H3 histone; family 3A; H3 histone; family 3B (H3.3B); H3.3A; H3.3B; H33; H3F3; H3F3A; H3F3B; Histone H3.3
<b>Gene ID</b>	8350.0
<b>SwissProt ID</b>	P68431
<b>Immunogen</b>	A synthetic phosphopeptide corresponding to residues surrounding Ser28 of human Histone H3


**Background**

H3 Core component of nucleosome. Nucleosomes wrap and compact DNA into chromatin, limiting DNA accessibility to the

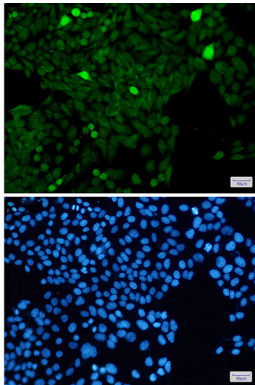
cellular machineries which require DNA as a template. Histones thereby play a central role in transcription regulation, DNA repair, DNA replication and chromosomal stability.

## Research Area

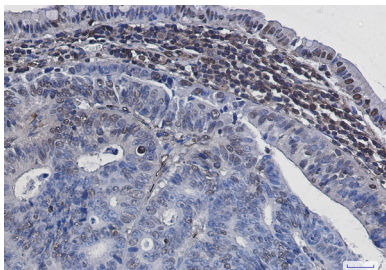
### Image Data



Western blot analysis of Histone H3 (Phospho-Ser28) in 3T3, HeLa lysates using Phospho-Histone H3 (Ser28) antibody.



Immunocytochemistry analysis of Histone H3 (Phospho-Ser28)(green) in HeLa using Histone H3 (Phospho-Ser28) antibody, and DAPI(blue)



Immunohistochemistry analysis of paraffin-embedded Human colon cancer using Histone H3 (Phospho-Ser28) antibody. High-pressure and temperature Sodium Citrate pH 6.0 was used for antigen retrieval.