
Product Name: VEGFD Rabbit Monoclonal Antibody**Catalog #: AMRe84613**

For research use only.

Summary

Description	Recombinant rabbit monoclonal antibody
Host	Rabbit
Application	WB,IHC,ICC/IF,ICC,FC
Reactivity	Human,Mouse,Rat
Conjugation	Unconjugated
Modification	Unmodified
Isotype	IgG
Clonality	Monoclonal
Form	Liquid
Concentration	0.49mg/ml. The concentration of this product may be batch-dependent.
Storage	Aliquot and store at -20°C (valid for 12 months). Avoid freeze/thaw cycles.
Shipping	Ice bags
Buffer	Purified antibody in PBS with 0.05% sodium azide,0.05% protective protein and 50% glycerol.
Purification	Affinity Purification

Application

Dilution Ratio	WB 1:1000-1:2000,IHC 1:100-1:200,ICC/IF 1:50-1:200,ICC 1:50-1:200,FC 1:20-1:100
Molecular Weight	40 kDa

Antigen Information

Gene Name	VEGFD
Alternative Names	FIGF; VEGFD;;VEGF D
Gene ID	
SwissProt ID	O43915
Immunogen	A synthesized peptide derived from human VEGF D

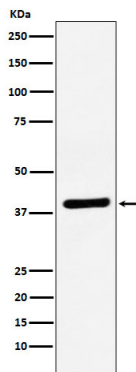
Background

Growth factor active in angiogenesis, lymphangiogenesis and endothelial cell growth, stimulating their proliferation and migration and also has effects on the permeability of blood vessels. May function in the formation of the venous and lymphatic

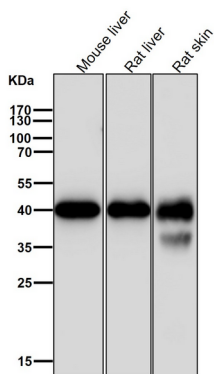
vascular systems during embryogenesis, and also in the maintenance of differentiated lymphatic endothelium in adults. Binds and activates VEGFR-2 (KDR/FLK1) and VEGFR-3 (FLT4) receptors.

Research Area

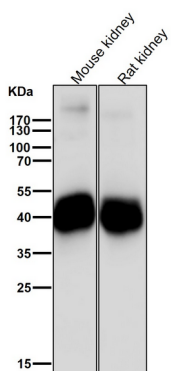
Image Data



Western blot analysis of VEGFD expression in Caco-2 cell lysate.



All lanes use the Antibody at 1:2K dilution for 1 hour at room temperature.



All lanes use the Antibody at 1:2K dilution for 1 hour at room temperature.

All lanes use the Antibody at 1:2K dilution for 1 hour at room temperature.

