

Product Name: 5HT7 Receptor Rabbit Monoclonal Antibody**Catalog #: AMRe84383**

For research use only.

Summary

Description	Recombinant rabbit monoclonal antibody
Host	Rabbit
Application	WB
Reactivity	Human,Mouse,Rat
Conjugation	Unconjugated
Modification	Unmodified
Isotype	IgG
Clonality	Monoclonal
Form	Liquid
Concentration	0.61mg/ml. The concentration of this product may be batch-dependent.
Storage	Aliquot and store at -20°C (valid for 12 months). Avoid freeze/thaw cycles.
Shipping	Ice bags
Buffer	Purified antibody in PBS with 0.05% sodium azide,0.05% protective protein and 50% glycerol.
Purification	Affinity Purification

Application

Dilution Ratio	WB 1:1000-1:2000
Molecular Weight	54 kDa

Antigen Information

Gene Name	5HT7 Receptor
Alternative Names	5 HT 7; 5 HT X; 5-HT-7; 5-HT-X; 5-HT7; 5HT7; htr7;;5 HT7
Gene ID	
SwissProt ID	P34969
Immunogen	A synthesized peptide derived from human 5 HT7

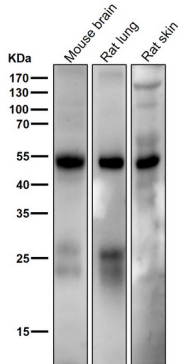
Background

This is one of the several different receptors for 5-hydroxytryptamine (serotonin), a biogenic hormone that functions as a neurotransmitter, a hormone, and a mitogen. The activity of this receptor is mediated by G proteins that stimulate adenylate

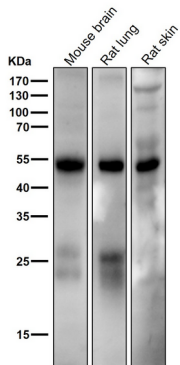
cyclase.

Research Area

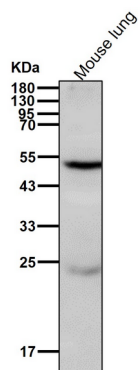
Image Data



All lanes use the Antibody at 1:1K dilution for 1 hour at room temperature.



All lanes use the Antibody at 1:1K dilution for 1 hour at room temperature.



All lanes use the Antibody at 1:1K dilution for 1 hour at room temperature.