

---

**Product Name: P70S6 Kinase beta Rabbit Monoclonal Antibody****Catalog #: AMRe84251**

For research use only.

**Summary**

<b>Description</b>	Recombinant rabbit monoclonal antibody
<b>Host</b>	Rabbit
<b>Application</b>	WB,IHC,ICC/IF,ICC,FC
<b>Reactivity</b>	Human,Mouse,Rat
<b>Conjugation</b>	Unconjugated
<b>Modification</b>	Unmodified
<b>Isotype</b>	IgG
<b>Clonality</b>	Monoclonal
<b>Form</b>	Liquid
<b>Concentration</b>	0.61mg/ml. The concentration of this product may be batch-dependent.
<b>Storage</b>	Aliquot and store at -20°C (valid for 12 months). Avoid freeze/thaw cycles.
<b>Shipping</b>	Ice bags
<b>Buffer</b>	Purified antibody in PBS with 0.05% sodium azide,0.05% protective protein and 50% glycerol.
<b>Purification</b>	Affinity Purification

**Application**

<b>Dilution Ratio</b>	WB 1:1000-1:2000,IHC 1:100-1:200,ICC/IF 1:50-1:200,ICC 1:50-1:200,FC 1:20-1:100
<b>Molecular Weight</b>	53 kDa

**Antigen Information**

<b>Gene Name</b>	P70S6 Kinase beta
<b>Alternative Names</b>	p70 beta; P70S6K2; p70S6Kb; Rps6kb2; S6K beta 2; S6K beta; S6K2; SRK; STK14B;;p70 S6 kinase beta 2
<b>Gene ID</b>	
<b>SwissProt ID</b>	Q9UBS0
<b>Immunogen</b>	A synthesized peptide derived from human p70 S6 kinase beta 2

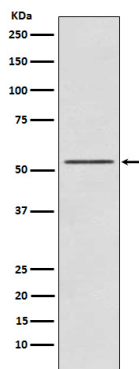
**Background**

Phosphorylates specifically ribosomal protein S6.Seems to act downstream of mTOR signaling in response to growth factors

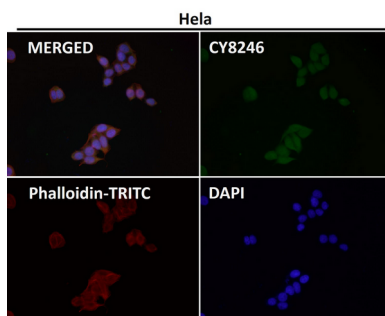
and nutrients to promote cell proliferation, cell growth and cell cycle progression in an alternative pathway regulated by MEAK7.

## Research Area

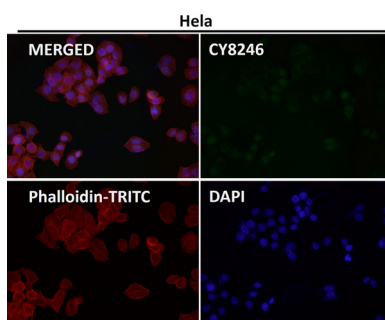
## Image Data



Western blot analysis of P70 S6 Kinase beta expression in K562 cell lysate.



Immunofluorescent analysis using the Antibody at 1:50 dilution.



Immunofluorescent analysis using the Antibody at 1:200 dilution.