

Product Name: PRMT1 Rabbit Monoclonal Antibody
Catalog #: AMRe83926



Summary

Production Name	PRMT1 Rabbit Monoclonal Antibody
Description	Rabbit Monoclonal antibody
Host	Rabbit
Application	WB,IP,IHC,ICC,IF
Reactivity	Human,Mouse,Rat

Performance

Conjugation	Unconjugated
Modification	Unmodified
Isotype	IgG
Clonality	Monoclonal
Form	Liquid
Storage	Store at 4°C short term. Aliquot and store at -20°C long term. Avoid freeze/thaw cycles.
Buffer	Purified antibody in PBS with 0.05% sodium azide,0.05% protective protein and 50% glycerol.
Purification	Affinity Purification

Immunogen

Gene Name	PRMT1
Alternative Names	Histone-arginine N-methyltransferase PRMT1; ANM1; HCP1; IR1B4; HRMT1L2;;PRMT1
Gene ID	
SwissProt ID	Q99873.A synthesized peptide derived from human PRMT1

Application

Dilution Ratio	WB:1:1000-1:2000,IP:ChIP:1:20-1:50,IHC:1:100-1:200;IF:1:50-1:200,ICC:1:50-1:200
Molecular Weight	42 kDa

Background

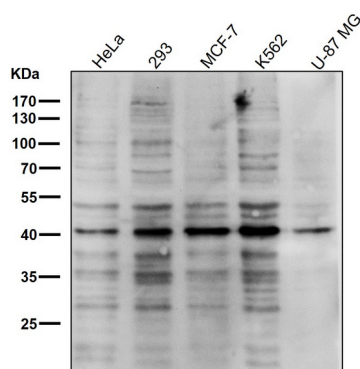
Product Name: PRMT1 Rabbit Monoclonal Antibody
Catalog #: AMRe83926



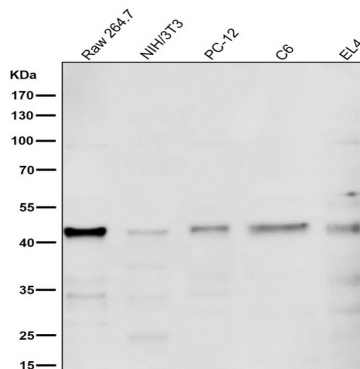
Arginine methyltransferase that methylates (mono and asymmetric dimethylation) the guanidino nitrogens of arginyl residues present in proteins such as ESR1, histone H2, H3 and H4, FMR1, ILF3, HNRNPA1, HNRNPD, NFATC2IP, SUPT5H, TAF15, EWS, HABP4, SERBP1, RBM15, FOXO1, CHTOP, MAP3K5/ASK1 and NPRL2.

Research Area


Image Data



All lanes use the Antibody at 1:1K dilution for 1 hour at room temperature.

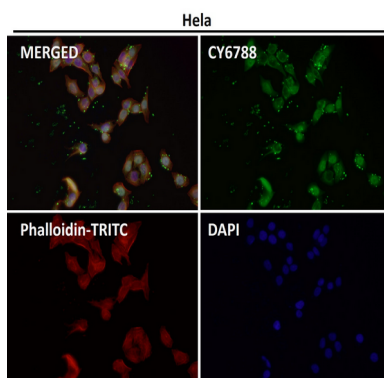


All lanes use the Antibody at 1:1K dilution for 1 hour at room temperature.

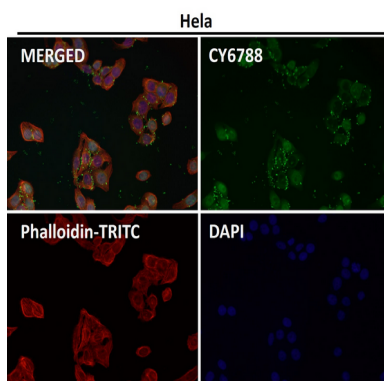


Western blot analysis of PRMT1 expression in (1) HeLa cell lysate; (2) NIH/3T3 cell lysate; (3) PC-12 cell lysate.

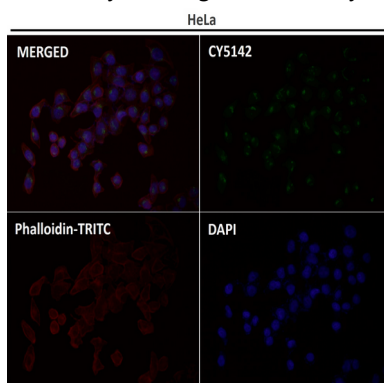
Product Name: PRMT1 Rabbit Monoclonal Antibody
Catalog #: AMRe83926



Immunofluorescent analysis using the Antibody at 1:50 dilution.



Immunofluorescent analysis using the Antibody at 1:150 dilution.



Immunofluorescent analysis using the Antibody at 1:200 dilution.

Note

For research use only.