

Product Name: Rad51 Rabbit Monoclonal Antibody**Catalog #: AMRe03792**

For research use only.

Summary

Description	Recombinant rabbit monoclonal antibody
Host	Rabbit
Application	WB, ICC/IF, IP
Reactivity	Human, Mouse, Rat
Conjugation	Unconjugated
Modification	Unmodified
Isotype	IgG
Clonality	Monoclonal
Form	Liquid
Concentration	0.3mg/ml. The concentration of this product may be batch-dependent.
Storage	Aliquot and store at -20°C (valid for 12 months). Avoid freeze/thaw cycles.
Shipping	Ice bags
Buffer	50mM Tris-Glycine(pH 7.4), 0.15M NaCl, 40% Glycerol, 0.01% Sodium azide and 0.05% protective protein
Purification	Affinity Purification

Application

Dilution Ratio	WB 1:500-1:1000, ICC/IF 1:50-1:200, IP 1:20-1:50
Molecular Weight	Calculated MW: 37 kDa; Observed MW: 37 kDa

Antigen Information

Gene Name	RAD51
Alternative Names	RAD51; RAD51A; RECA; DNA repair protein RAD51 homolog 1; HsRAD51; hRAD51; RAD51 homolog A
Gene ID	5888
SwissProt ID	Q06609
Immunogen	A synthetic peptide of human Rad51

Background

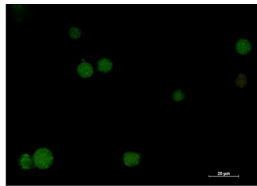
Rad51 participates in a common DNA damage response pathway associated with the activation of homologous recombination

and double-strand break repair. Binds to single and double-stranded DNA and exhibits DNA-dependent ATPase activity. Underwinds duplex DNA and forms helical nucleoprotein filaments.

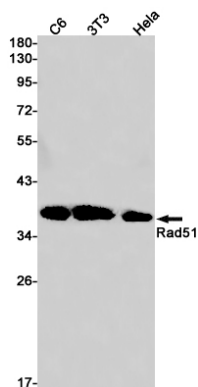
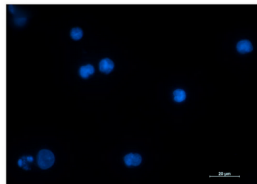
Research Area

Epigenetics and Nuclear Signaling

Image Data



Immunocytochemistry analysis of Rad51 (green) in Jurkat using Rad51 antibody, and DAPI(blue).



Western blot analysis of Rad51 in C6, 3T3, HeLa lysates using Rad51 antibody.