

Product Name: FOXO1 Rabbit Monoclonal Antibody
Catalog #: AMRe03756



Summary

Production Name	FOXO1 Rabbit Monoclonal Antibody
Description	Rabbit Monoclonal antibody
Host	Rabbit
Application	WB,IHC-F,IHC-P,ICC/IF
Reactivity	Human

Performance

Conjugation	Unconjugated
Modification	Unmodified
Isotype	IgG
Clonality	Monoclonal
Form	Liquid
Storage	Store at 4°C short term. Aliquot and store at -20°C long term. Avoid freeze/thaw cycles.
Buffer	50mM Tris-Glycine(pH 7.4), 0.15M NaCl, 40% Glycerol, 0.01% Sodium azide and 0.05% protective protein
Purification	Affinity Purification

Immunogen

Gene Name	FOXO1
Alternative Names	FOXO1; FKHR; FOXO1A; Forkhead box protein O1; Forkhead box protein O1A; Forkhead in rhabdomyosarcoma
Gene ID	2308
SwissProt ID	Q12778.

Application

Dilution Ratio	WB: 1:500-1:1000 IHC: 1:50-1:100 IF: 1:50-1:200
Molecular Weight	Calculated MW: 70 kDa; Observed MW: 70 kDa

Product Name: FOXO1 Rabbit Monoclonal Antibody
Catalog #: AMRe03756



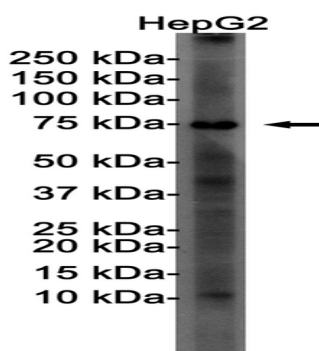
Background

Transcription factor which acts as a regulator of cell responses to oxidative stress. In the presence of KIRT1, mediates down-regulation of cyclin D1 and up-regulation of CDKN1B levels which are required for cell transition from proliferative growth to quiescence.

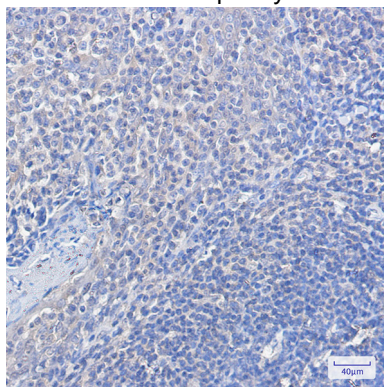
Research Area

Signal Transduction

Image Data

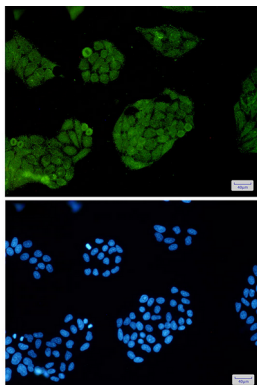


Western blot analysis of FOXO1A in HepG2 lysates using FOXO1 antibody.



Immunohistochemistry analysis of paraffin-embedded Human tonsil using FOXO1A antibody. High-pressure and temperature Sodium Citrate pH 6.0 was used for antigen retrieval.

Product Name: FOXO1 Rabbit Monoclonal Antibody
Catalog #: AMRe03756



Immunocytochemistry analysis of FOXO1A(green) in HeLa using FOXO1A antibody, and DAPI(blue)

Note

For research use only.