

---

**Product Name: Tryptophan tRNA Ligase Rabbit Monoclonal Antibody****Catalog #: AMRe03241**

For research use only.

**Summary**

<b>Description</b>	Recombinant rabbit monoclonal antibody
<b>Host</b>	Rabbit
<b>Application</b>	WB,IHC
<b>Reactivity</b>	Human,Mouse,Rat
<b>Conjugation</b>	Unconjugated
<b>Modification</b>	Unmodified
<b>Isotype</b>	IgG
<b>Clonality</b>	Monoclonal
<b>Form</b>	Liquid
<b>Concentration</b>	0.55mg/ml. The concentration of this product may be batch-dependent.
<b>Storage</b>	Aliquot and store at -20°C (valid for 12 months). Avoid freeze/thaw cycles.
<b>Shipping</b>	Ice bags
<b>Buffer</b>	50mM Tris-Glycine(pH 7.4), 0.15M NaCl, 40% Glycerol, 0.01% Sodium azide and 0.05% protective protein
<b>Purification</b>	Affinity Purification

**Application**

<b>Dilution Ratio</b>	WB 1:500-1:1000,IHC 1:50-1:100
<b>Molecular Weight</b>	Calculated MW: 53 kDa; Observed MW: 53 kDa

**Antigen Information**

<b>Gene Name</b>	WARS1
<b>Alternative Names</b>	Gamma2; hWRS; IFI53; IFP53; TrpRS; WARS; WRS
<b>Gene ID</b>	7453
<b>SwissProt ID</b>	P23381
<b>Immunogen</b>	A synthetic peptide of human Tryptophanyl tRNA synthetase/WRS


**Background**

Isoform 1, isoform 2 and T1-TrpRS have aminoacylation activity while T2-TrpRS lacks it. Isoform 2, T1-TrpRS and T2-TrpRS possess angiostatic activity whereas isoform 1 lacks it.

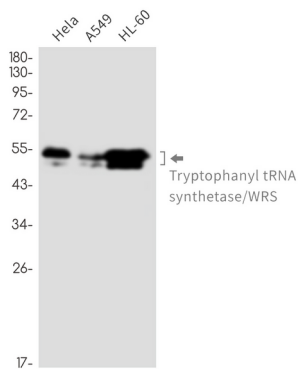
## Research Area

Epigenetics and Nuclear Signaling

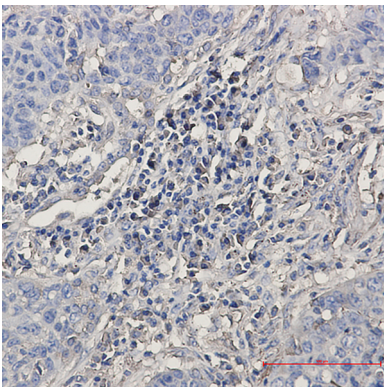
## Image Data



Western blot analysis of Tryptophanyl tRNA synthetase/WRS in mouse brain, rat brain lysates using Tryptophan tRNA Ligase antibody.



Western blot analysis of Tryptophanyl tRNA synthetase/WRS in HeLa, A549, HL-60 lysates using Tryptophanyl tRNA synthetase/WRS antibody.



Immunohistochemistry analysis of paraffin-embedded Human lung cancer using Tryptophanyl tRNA synthetase/WRS antibody. High-pressure and temperature Sodium Citrate pH 6.0 was used for antigen retrieval.