

**Product Name: Cystatin B Rabbit Monoclonal antibody**  
**Catalog #: AMRe02963**



---

## Summary

<b>Production Name</b>	Cystatin B Rabbit Monoclonal antibody
<b>Description</b>	Recombinant Rabbit Monoclonal antibody
<b>Host</b>	Rabbit
<b>Application</b>	WB,IHC-P
<b>Reactivity</b>	Human,Rat

## Performance

<b>Conjugation</b>	Unconjugated
<b>Modification</b>	Unmodified
<b>Isotype</b>	IgG
<b>Clonality</b>	Monoclonal Antibody
<b>Form</b>	Liquid
<b>Storage</b>	Store at 4°C short term. Aliquot and store at -20°C long term. Avoid freeze/thaw cycles.
<b>Buffer</b>	50mM Tris-Glycine(pH 7.4), 0.15M NaCl, 40% Glycerol, 0.01% Sodium azide and 0.05% protective protein
<b>Purification</b>	Affinity Purified

## Immunogen

<b>Gene Name</b>	CSTB
<b>Alternative Names</b>	CSTB; CST6; STFB; Cystatin-B; CPI-B; Liver thiol proteinase inhibitor; Stefin-B
<b>Gene ID</b>	1476
<b>SwissProt ID</b>	P04080.

## Application

<b>Dilution Ratio</b>	WB: 1:500-1:1000 IHC: 1:50-1:100
<b>Molecular Weight</b>	Calculated MW: 11 kDa; Observed MW: 11 kDa

## Background

---

**Product Name: Cystatin B Rabbit Monoclonal antibody**  
**Catalog #: AMRe02963**




This is an intracellular thiol proteinase inhibitor.

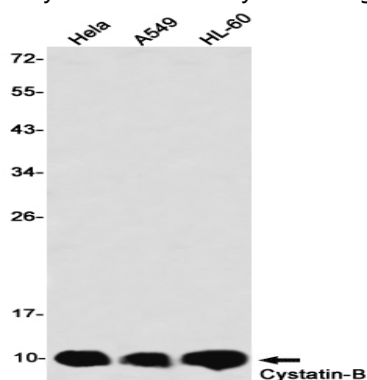
## Research Area

Cell Biology

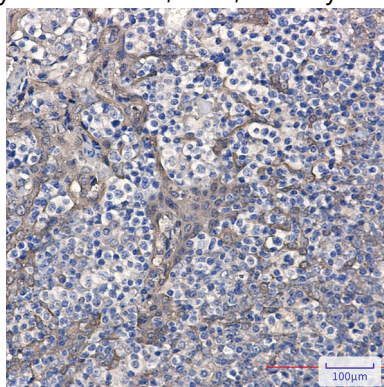
## Image Data



Western blot analysis of CystatinB in PC-12 lysates using Cystatin B antibody.



Western blot analysis of CystatinB in HeLa, A549, HL-60 lysates using CystatinB antibody.



Immunohistochemistry analysis of paraffin-embedded Human tonsil using CystatinB antibody. High-pressure and temperature Sodium Citrate pH 6.0 was used for antigen retrieval.

**Product Name: Cystatin B Rabbit Monoclonal antibody**  
**Catalog #: AMRe02963**

---



**Note**

For research use only.