
Product Name: Thioredoxin Reductase 2 Rabbit Monoclonal Antibody**Catalog #: AMRe02733**

For research use only.

Summary

Description	Recombinant rabbit monoclonal antibody
Host	Rabbit
Application	WB,IHC
Reactivity	Human,Mouse
Conjugation	Unconjugated
Modification	Unmodified
Isotype	IgG
Clonality	Monoclonal
Form	Liquid
Concentration	0.61mg/ml. The concentration of this product may be batch-dependent.
Storage	Aliquot and store at -20°C (valid for 12 months). Avoid freeze/thaw cycles.
Shipping	Ice bags
Buffer	50mM Tris-Glycine(pH 7.4), 0.15M NaCl, 40% Glycerol, 0.01% Sodium azide and 0.05% protective protein
Purification	Affinity Purification

Application

Dilution Ratio	WB 1:500-1:1000,IHC 1:50-1:100
Molecular Weight	Calculated MW: 57 kDa; Observed MW: 57 kDa

Antigen Information

Gene Name	TXNRD2 mitochondrial; selenoprotein Z; SELZ; Thioredoxin reductase 2; Thioredoxin reductase 2
Alternative Names	mitochondrial; thioredoxin reductase 3; thioredoxin reductase beta; Thioredoxin reductase TR3; TR 3; TR; TR beta; TR-beta; TRXR 2; TRXR2; TRXR2_HUMAN; TXNRD 2; Txnrd2.
Gene ID	10587
SwissProt ID	Q9NNW7
Immunogen	A synthetic peptide of human TXNRD2

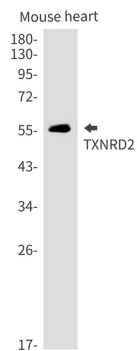
Background

Maintains thioredoxin in a reduced state. Implicated in the defenses against oxidative stress. May play a role in redox-regulated cell signaling.

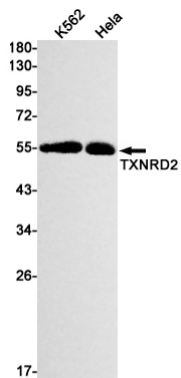
Research Area

Cell Biology

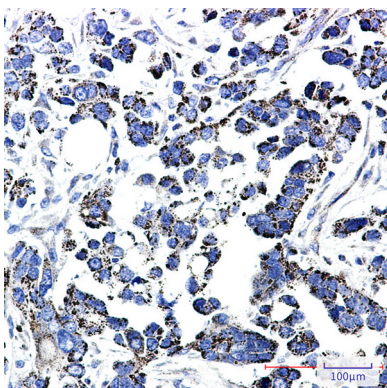
Image Data



Western blot analysis of TXNRD2 in mouse heart lysates using Thioredoxin Reductase 2 antibody.



Western blot analysis of TXNRD2 in K562, HeLa lysates using TXNRD2 antibody.



Immunohistochemistry analysis of paraffin-embedded Human Cholangiocarcinoma using TXNRD2 antibody. High-pressure and temperature Sodium Citrate pH 6.0 was used for antigen retrieval.