

---

**Product Name: CDK9 Rabbit Monoclonal Antibody****Catalog #: AMRe01810**

For research use only.

**Summary**

<b>Description</b>	Recombinant rabbit monoclonal antibody
<b>Host</b>	Rabbit
<b>Application</b>	WB,IHC,ICC/IF,IP
<b>Reactivity</b>	Human,Mouse,Rat
<b>Conjugation</b>	Unconjugated
<b>Modification</b>	Unmodified
<b>Isotype</b>	IgG
<b>Clonality</b>	Monoclonal
<b>Form</b>	Liquid
<b>Concentration</b>	0.51mg/ml. The concentration of this product may be batch-dependent.
<b>Storage</b>	Aliquot and store at -20°C (valid for 12 months). Avoid freeze/thaw cycles.
<b>Shipping</b>	Ice bags
<b>Buffer</b>	50mM Tris-Glycine(pH 7.4), 0.15M NaCl, 40% Glycerol, 0.01% Sodium azide and 0.05% protective protein
<b>Purification</b>	Affinity Purification

**Application**

<b>Dilution Ratio</b>	WB 1:500-1:1000,IHC 1:50-1:100,ICC/IF 1:50-1:200,IP 1:20-1:50
<b>Molecular Weight</b>	Calculated MW: 43 kDa; Observed MW: 43 kDa

**Antigen Information**

<b>Gene Name</b>	CDK9
<b>Alternative Names</b>	TAK; C-2k; CTK1; CDC2L4; PITALRE
<b>Gene ID</b>	1025
<b>SwissProt ID</b>	P50750
<b>Immunogen</b>	A synthetic peptide of human Cdk9

**Background**

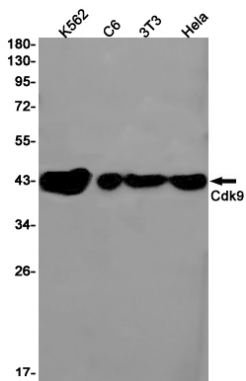
Cyclin dependent kinases (CDKs) are activated in part by cyclin binding and by phosphorylation of a conserved threonine in the T-loop domain. Member of the cyclin-dependent kinase pair (CDK9/cyclin-T) complex, also called positive transcription

elongation factor b (P-TEFb), which facilitates the transition from abortive to production elongation by phosphorylating the CTD (C-terminal domain) of the large subunit of RNA polymerase II (RNAP II), SUPT5H and RDBP.

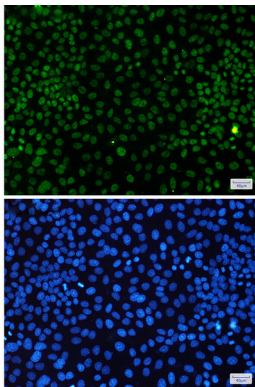
## Research Area

Cell Biology

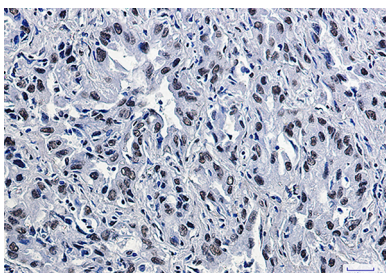
## Image Data



Western blot analysis of Cdk9 in K562, C6, 3T3, HeLa lysates using CDK9 antibody.



Immunocytochemistry analysis of Cdk9(green) in HeLa using Cdk9 antibody, and DAPI(blue)



Immunohistochemistry analysis of paraffin-embedded Human lung cancer using Cdk9 antibody. High-pressure and temperature Sodium Citrate pH 6.0 was used for antigen retrieval.