

---

**Product Name: PKR Rabbit Monoclonal Antibody****Catalog #: AMRe01459**

For research use only.

**Summary**

<b>Description</b>	Recombinant rabbit monoclonal antibody
<b>Host</b>	Rabbit
<b>Application</b>	WB,IHC,IF,IP,ELISA
<b>Reactivity</b>	Human,Mouse,Rat
<b>Conjugation</b>	Unconjugated
<b>Modification</b>	Unmodified
<b>Isotype</b>	IgG
<b>Clonality</b>	Monoclonal
<b>Form</b>	Liquid
<b>Concentration</b>	0.3mg/ml. The concentration of this product may be batch-dependent.
<b>Storage</b>	Aliquot and store at -20°C (valid for 12 months). Avoid freeze/thaw cycles.
<b>Shipping</b>	Ice bags
<b>Buffer</b>	50mM Tris-Glycine(pH 7.4), 0.15M NaCl, 40% Glycerol, 0.01% Sodium azide and 0.05% protective protein
<b>Purification</b>	Affinity Purification

**Application**

<b>Dilution Ratio</b>	IHC 1:200-1:1000;WB 1:1000-1:5000;IF 1:200-1:1000;ELISA 1:5000-1:20000;IP 1:50-1:200,
<b>Molecular Weight</b>	Calculated MW: 62 kDa; Observed MW: 74 kDa

**Antigen Information**

<b>Gene Name</b>	EIF2AK2 EIF2AK2; PKR; PRKR; Interferon-induced; double-stranded RNA-activated protein kinase;
<b>Alternative Names</b>	Eukaryotic translation initiation factor 2-alpha kinase 2; eIF-2A protein kinase 2; Interferon-inducible RNA-dependent protein kinase; P1/eIF-2A protein k
<b>Gene ID</b>	5610
<b>SwissProt ID</b>	P19525
<b>Immunogen</b>	A synthetic peptide corresponding to target protein

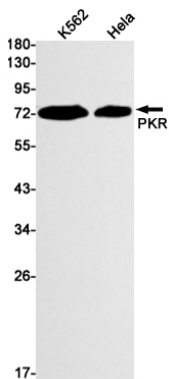
**Background**

PKR a protein kinase of the PEK family. Upon binding double-stranded RNA, it becomes autophosphorylated and activated. Phosphorylates and inhibits the alpha subunit of eIF2 alpha, which leads to an inhibition of the initiation of protein synthesis.

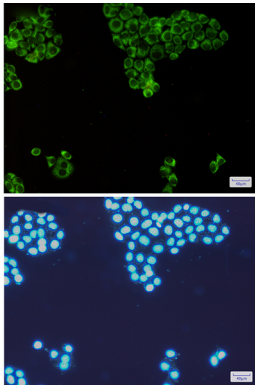
## Research Area

Signal Transduction

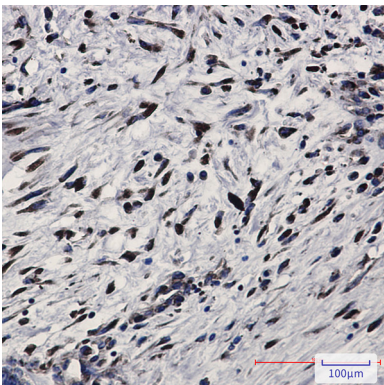
## Image Data



Western blot analysis of PKR in K562, HeLa lysates using PKR antibody.



Immunocytochemistry analysis of PKR(green) in HeLa using PKR antibody, and DAPI(blue)



Immunohistochemistry analysis of paraffin-embedded Human Cholangiocarcinoma using PKR antibody. High-pressure and temperature Sodium Citrate pH 6.0 was used for antigen retrieval.