
Product Name: TFIIIB90-1 Rabbit Polyclonal Antibody**Catalog #: APRab18835**

For research use only.

Summary

Description	Rabbit polyclonal Antibody
Host	Rabbit
Application	WB,IHC,ICC/IF,ELISA
Reactivity	Human,Mouse
Conjugation	Unconjugated
Modification	Unmodified
Isotype	IgG
Clonality	Polyclonal
Form	Liquid
Concentration	1mg/ml
Storage	Aliquot and store at -20°C (valid for 12 months). Avoid freeze/thaw cycles.
Shipping	Ice bags
Buffer	Liquid in PBS containing 50% glycerol, 0.5% protective protein and 0.02% New type preservative N.
Purification	Affinity purification

Application

Dilution Ratio	WB 1:500-1:2000,IHC 1:100-1:300,ICC/IF 1:200-1:1000,ELISA 1:5000-1:10000
Molecular Weight	74kDa

Antigen Information

Gene Name	BRF1 BRF1; BRF; GTF3B; TAF3B2; TAF3C; Transcription factor IIIB 90 kDa subunit; TFIIIB90;
Alternative Names	hTFIIIB90; B-related factor 1; BRF-1; hBRF; TAF3B2; TATA box-binding protein-associated factor; RNA polymerase III, subunit 2
Gene ID	2972.0
SwissProt ID	Q92994
Immunogen	The antiserum was produced against synthesized peptide derived from human TF3B. AA range:231-280

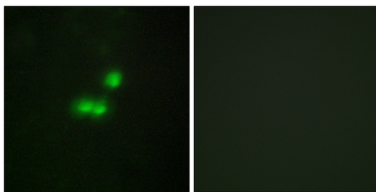
Background

This gene encodes one of the three subunits of the RNA polymerase III transcription factor complex. This complex plays a central role in transcription initiation by RNA polymerase III on genes encoding tRNA, 5S rRNA, and other small structural RNAs. The gene product belongs to the TF2B family. Several alternatively spliced variants encoding different isoforms, that function at different promoters transcribed by RNA polymerase III, have been identified. [provided by RefSeq, Jun 2011],function:General activator of RNA polymerase which utilizes different TFIIIB complexes at structurally distinct promoters. The isoform 1 is involved in the transcription of tRNA, adenovirus VA1, 7SL and 5S RNA. Isoform 2 is required for transcription of the U6 promoter.,PTM:Phosphorylated upon DNA damage, probably by ATM or ATR.,similarity:Belongs to the TFIIIB family.,similarity:Contains 1 TFIIIB-type zinc finger.,subunit:TFIIIB comprises at least the TATA-binding protein (TBP) and the B-related factor 1 (BRF1/TFIIIB90). Interacts with BDP1.,

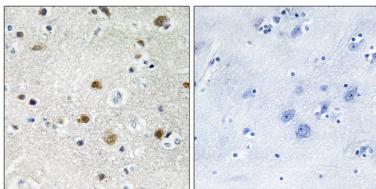
Research Area

Epigenetics and Nuclear Signaling; Transcription; Polymerase associated factors; Pol III Transcription; Transcription Factors

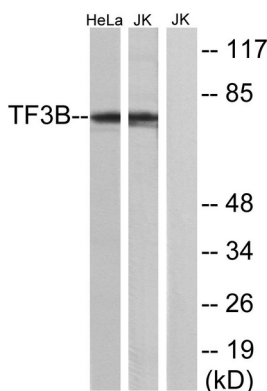
Image Data




Immunofluorescence analysis of MCF7 cells, using TF3B Antibody. The picture on the right is blocked with the synthesized peptide.



Immunohistochemistry analysis of paraffin-embedded human brain tissue, using TF3B Antibody. The picture on the right is blocked with the synthesized peptide.



Western blot analysis of lysates from HeLa and Jurkat cells, using TF3B Antibody. The lane on the right is blocked with the synthesized peptide.



Western Blot analysis of various cells using TFIIIB90-1 Polyclonal Antibody.