
Product Name: OX2R Rabbit Polyclonal Antibody**Catalog #: APRab15548**

For research use only.

Summary

Description	Rabbit polyclonal Antibody
Host	Rabbit
Application	WB,ELISA
Reactivity	Human,Rat,Mouse
Conjugation	Unconjugated
Modification	Unmodified
Isotype	IgG
Clonality	Polyclonal
Form	Liquid
Concentration	1mg/ml
Storage	Aliquot and store at -20°C (valid for 12 months). Avoid freeze/thaw cycles.
Shipping	Ice bags
Buffer	Liquid in PBS containing 50% glycerol, 0.5% protective protein and 0.02% New type preservative N.
Purification	Affinity purification

Application

Dilution Ratio	WB 1:500-1:2000,ELISA 1:20000-1:40000
Molecular Weight	37kDa

Antigen Information

Gene Name	CD200R1
Alternative Names	CD200R1; CD200R; CRTR2; MOX2R; OX2R; Cell surface glycoprotein CD200 receptor 1; CD200 cell surface glycoprotein receptor; Cell surface glycoprotein OX2 receptor 1
Gene ID	131450.0
SwissProt ID	Q8TD46
Immunogen	The antiserum was produced against synthesized peptide derived from human MOX2R. AA range:241-290

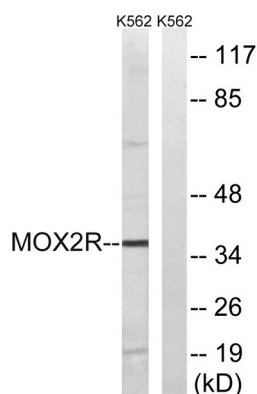
Background

This gene encodes a receptor for the OX-2 membrane glycoprotein. Both the receptor and substrate are cell surface glycoproteins containing two immunoglobulin-like domains. This receptor is restricted to the surfaces of myeloid lineage cells and the receptor-substrate interaction may function as a myeloid downregulatory signal. Mouse studies of a related gene suggest that this interaction may control myeloid function in a tissue-specific manner. Alternative splicing of this gene results in multiple transcript variants. [provided by RefSeq, Jul 2008],function:Receptor for the CD200/OX2 cell surface glycoprotein. Also binds to HHV-8 K14 viral CD200 homolog with identical affinity and kinetics as the host CD200.,PTM:The mature form of isoform 2 and/or isoform 4 starts at sequence position 27 of the corresponding isoform.,similarity:Belongs to the CD200R family.,similarity:Contains 1 Ig-like C2-type (immunoglobulin-like) domain.,similarity:Contains 1 Ig-like V-type (immunoglobulin-like) domain.,subunit:Interacts with Human herpesvirus 8 vOX2 protein.,tissue specificity:Expressed in granulocytes, monocytes, most T cells, neutrophils, basophils and a subset of NK, NKT and B cells (at protein level). Expressed in bone marrow, lymph nodes, spleen, lung, liver, spinal cord, kidney. Expressed in monocyte-derived dendritic and mast cells.,

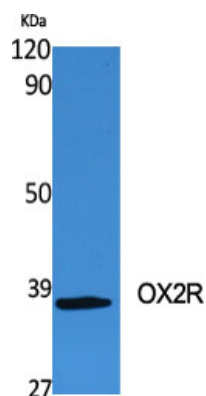
Research Area

Signal Transduction; Signaling Pathway; G Protein Signaling; GPCR; Metabolism; Types of disease; Obesity; Neuroscience; Neurotransmission; Receptors / Channels

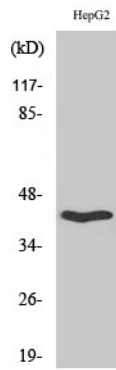
Image Data



Western blot analysis of lysates from K562 cells, using MOX2R Antibody. The lane on the right is blocked with the synthesized peptide.



Western Blot analysis of various cells using OX2R Polyclonal Antibody



Western Blot analysis of HepG2 cells using OX2R Polyclonal Antibody