
Product Name: Olfactory receptor 6P1 Rabbit Polyclonal Antibody**Catalog #: APRab15313**

For research use only.

Summary

Description	Rabbit polyclonal Antibody
Host	Rabbit
Application	WB,ICC/IF,ELISA
Reactivity	Human,Rat,Mouse
Conjugation	Unconjugated
Modification	Unmodified
Isotype	IgG
Clonality	Polyclonal
Form	Liquid
Concentration	1mg/ml
Storage	Aliquot and store at -20°C (valid for 12 months). Avoid freeze/thaw cycles.
Shipping	Ice bags
Buffer	Liquid in PBS containing 50% glycerol, 0.5% protective protein and 0.02% New type preservative N.
Purification	Affinity purification

Application

Dilution Ratio	WB 1:500-1:2000,ICC/IF 1:200-1:1000,ELISA 1:10000-1:20000
Molecular Weight	34kDa

Antigen Information

Gene Name	OR6P1
Alternative Names	OR6P1; Olfactory receptor 6P1; Olfactory receptor OR1-12
Gene ID	128366.0
SwissProt ID	Q8NGX9
Immunogen	The antiserum was produced against synthesized peptide derived from human OR6P1. AA range:160-209

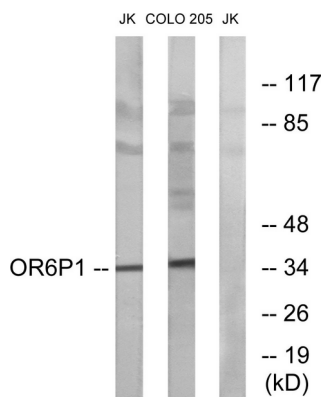
Background

olfactory receptor family 6 subfamily P member 1(OR6P1) Homo sapiens Olfactory receptors interact with odorant molecules


in the nose, to initiate a neuronal response that triggers the perception of a smell. The olfactory receptor proteins are members of a large family of G-protein-coupled receptors (GPCR) arising from single coding-exon genes. Olfactory receptors share a 7-transmembrane domain structure with many neurotransmitter and hormone receptors and are responsible for the recognition and G protein-mediated transduction of odorant signals. The olfactory receptor gene family is the largest in the genome. The nomenclature assigned to the olfactory receptor genes and proteins for this organism is independent of other organisms. [provided by RefSeq, Jul 2008],function:Odorant receptor .,similarity:Belongs to the G-protein coupled receptor 1 family.,

Research Area

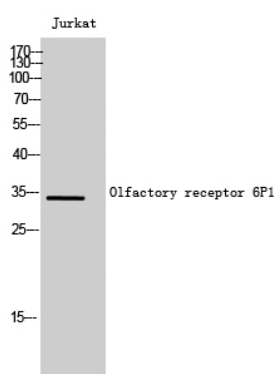
Image Data



Western blot analysis of lysates from Jurkat and COLO cells, using OR6P1 Antibody. The lane on the right is blocked with the synthesized peptide.



Western blot analysis of the lysates from HUVEC cells using OR6P1 antibody.



Western Blot analysis of Jurkat cells using Olfactory receptor 6P1 Polyclonal Antibody

