
Product Name: Olfactory receptor 51D1 Rabbit Polyclonal Antibody**Catalog #: APRab15245**

For research use only.

Summary

Description	Rabbit polyclonal Antibody
Host	Rabbit
Application	WB,ICC/IF,ELISA
Reactivity	Human,Rat,Mouse
Conjugation	Unconjugated
Modification	Unmodified
Isotype	IgG
Clonality	Polyclonal
Form	Liquid
Concentration	1mg/ml
Storage	Aliquot and store at -20°C (valid for 12 months). Avoid freeze/thaw cycles.
Shipping	Ice bags
Buffer	Liquid in PBS containing 50% glycerol, 0.5% protective protein and 0.02% New type preservative N.
Purification	Affinity purification

Application

Dilution Ratio	WB 1:500-1:2000,ICC/IF 1:200-1:1000,ELISA 1:5000-1:20000
Molecular Weight	34kDa

Antigen Information

Gene Name	OR51D1
Alternative Names	OR51D1; Olfactory receptor 51D1; Olfactory receptor OR11-14
Gene ID	390038.0
SwissProt ID	Q8NGF3
Immunogen	The antiserum was produced against synthesized peptide derived from human OR51D1. AA range:33-82

Background

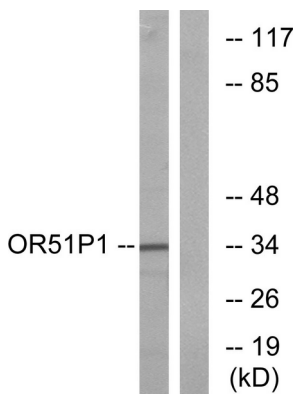
Olfactory receptors interact with odorant molecules in the nose, to initiate a neuronal response that triggers the perception of a

smell. The olfactory receptor proteins are members of a large family of G-protein-coupled receptors (GPCR) arising from single coding-exon genes. Olfactory receptors share a 7-transmembrane domain structure with many neurotransmitter and hormone receptors and are responsible for the recognition and G protein-mediated transduction of odorant signals. The olfactory receptor gene family is the largest in the genome. The nomenclature assigned to the olfactory receptor genes and proteins for this organism is independent of other organisms. [provided by RefSeq, Jul 2008],function:Odorant receptor ,similarity:Belongs to the G-protein coupled receptor 1 family.,

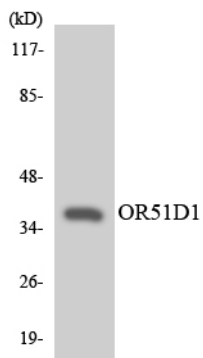
Research Area

Olfactory transduction;


Image Data



Western blot analysis of lysates from Jurkat cells, using OR51D1 Antibody. The lane on the right is blocked with the synthesized peptide.



Western blot analysis of the lysates from COLO205 cells using OR51D1 antibody.



Western Blot analysis of various cells using Olfactory receptor 51D1 Polyclonal Antibody

