

Product Name: LYAR Rabbit Polyclonal Antibody**Catalog #: APRab13506**

For research use only.

Summary

Description	Rabbit polyclonal Antibody
Host	Rabbit
Application	WB,IHC,ICC/IF,ELISA
Reactivity	Human,Rat,Mouse
Conjugation	Unconjugated
Modification	Unmodified
Isotype	IgG
Clonality	Polyclonal
Form	Liquid
Concentration	1mg/ml
Storage	Aliquot and store at -20°C (valid for 12 months). Avoid freeze/thaw cycles.
Shipping	Ice bags
Buffer	Liquid in PBS containing 50% glycerol, 0.5% protective protein and 0.02% New type preservative N.
Purification	Affinity purification

Application

Dilution Ratio	WB 1:500-1:2000,IHC 1:100-1:300,ICC/IF 1:50-1:200,ELISA 1:5000-1:20000
Molecular Weight	44kDa

Antigen Information

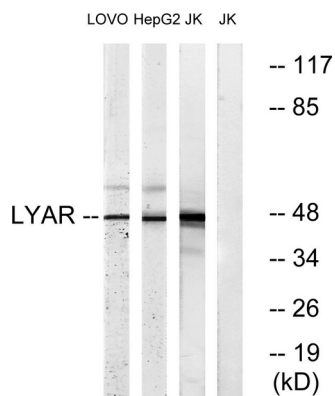
Gene Name	LYAR
Alternative Names	LYAR; PNAS-5; Cell growth-regulating nucleolar protein
Gene ID	55646.0
SwissProt ID	Q9NX58
Immunogen	The antiserum was produced against synthesized peptide derived from human LYAR. AA range:241-290

Background


similarity:Contains 2 C2HC-type zinc fingers.,similarity:Contains 2 C2HC-type zinc fingers.,

Research Area

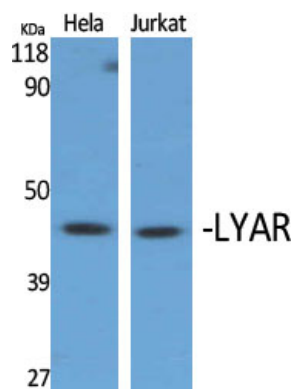
Image Data




Western blot analysis of lysates from Jurkat, HepG2, and LOVO cells, using LYAR Antibody. The lane on the right is blocked with the synthesized peptide.



Western blot analysis of the lysates from K562 cells using LYAR antibody.



Western Blot analysis of various cells using LYAR Polyclonal Antibody diluted at 1:2000 cells nucleus extracted by Minute TM Cytoplasmic and Nuclear Fractionation kit (SC-003, Invent biotech, MN, USA) .



Western Blot analysis of SH-SY5Y cells using LYAR Polyclonal Antibody diluted at 1 : 2000 cells nucleus extracted by Minute TM Cytoplasmic and Nuclear Fractionation kit (SC-003, Invent biotech, MN, USA) .