

Product Name: Hairless Rabbit Polyclonal Antibody**Catalog #: APRab11889**

For research use only.

Summary

Description	Rabbit polyclonal Antibody
Host	Rabbit
Application	WB,IHC,ICC/IF,ELISA
Reactivity	Human,Rat,Mouse
Conjugation	Unconjugated
Modification	Unmodified
Isotype	IgG
Clonality	Polyclonal
Form	Liquid
Concentration	1mg/ml
Storage	Aliquot and store at -20°C (valid for 12 months). Avoid freeze/thaw cycles.
Shipping	Ice bags
Buffer	Liquid in PBS containing 50% glycerol, 0.5% protective protein and 0.02% New type preservative N.
Purification	Affinity purification

Application

Dilution Ratio	WB 1:500-1:2000,IHC 1:100-1:300,ICC/IF 1:200-1:1000,ELISA 1:5000-1:20000
Molecular Weight	130kDa

Antigen Information

Gene Name	HR
Alternative Names	HR; Protein hairless
Gene ID	55806.0
SwissProt ID	O43593
Immunogen	The antiserum was produced against synthesized peptide derived from human HAIR. AA range:41-90

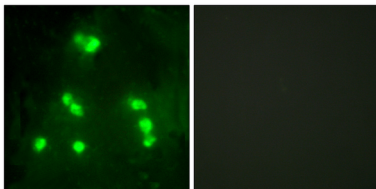
Background

This gene encodes a protein that is involved in hair growth. This protein functions as a transcriptional corepressor of multiple

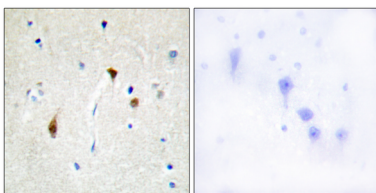
nuclear receptors, including thyroid hormone receptor, the retinoic acid receptor-related orphan receptors and the vitamin D receptors, and it interacts with histone deacetylases. The translation of this protein is modulated by a regulatory open reading frame (ORF) that exists upstream of the primary ORF. Mutations in this upstream ORF cause Marie Unna hereditary hypotrichosis (MUHH), an autosomal dominant form of genetic hair loss. Mutations in this gene also cause autosomal recessive congenital alopecia and atrichia with papular lesions, other diseases resulting in hair loss. Two transcript variants encoding different isoforms have been found for this gene. [provided by RefSeq, Oct 2014],alternative products:Additional isoforms seem to exist,disease:Defects in HR are the cause of alopecia universalis congenita (ALUNC) [MIM:203655]. ALUNC is a rare autosomal recessive form of hair loss characterized by hair follicles without hair.,disease:Defects in HR are the cause of atrichia with papular lesions (APL) [MIM:209500]; also known as congenital atrichia. APL is an autosomal recessive disease characterized by papillary lesions over most of the body and almost complete absence of hair.,function:May act as a transcription factor that could act on to regulate one of the phases of hair growth.,similarity:Contains 1 JmjC domain.,tissue specificity:Strongest expression of isoforms 1 and 2 is seen in the small intestine, weaker expression in brain and colon, and trace expression is found in liver, pancreas, spleen, thymus, stomach, salivary gland, appendix and trachea. Isoform 1 is always the most abundant. Isoform 1 is exclusively expressed at low levels in kidney and testis and isoform 2 exclusively at high levels in the skin.,

Research Area


Image Data



Immunofluorescence analysis of A549 cells, using HAIR Antibody. The picture on the right is blocked with the synthesized peptide.



Immunohistochemistry analysis of paraffin-embedded human brain tissue, using HAIR Antibody. The picture on the right is blocked with the synthesized peptide.



Western Blot analysis of various cells using Hairless Polyclonal Antibody diluted at 1 : 1000 cells nucleus extracted by Minute TM Cytoplasmic and Nuclear Fractionation kit (SC-003, Invent biotech, MN, USA) .

