
Product Name: GATA-4 Rabbit Polyclonal Antibody**Catalog #: APRab11314**

For research use only.

Summary

Description	Rabbit polyclonal Antibody
Host	Rabbit
Application	WB,ICC/IF,ELISA
Reactivity	Human,Mouse,Rat
Conjugation	Unconjugated
Modification	Unmodified
Isotype	IgG
Clonality	Polyclonal
Form	Liquid
Concentration	1mg/ml
Storage	Aliquot and store at -20°C (valid for 12 months). Avoid freeze/thaw cycles.
Shipping	Ice bags
Buffer	Liquid in PBS containing 50% glycerol, 0.5% protective protein and 0.02% New type preservative N.
Purification	Affinity purification

Application

Dilution Ratio	WB 1:500-1:2000,ICC/IF 1:200-1:1000,ELISA 1:10000-1:20000
Molecular Weight	48kDa

Antigen Information

Gene Name	GATA4
Alternative Names	GATA4; Transcription factor GATA-4; GATA-binding factor 4
Gene ID	2626.0
SwissProt ID	P43694
Immunogen	The antiserum was produced against synthesized peptide derived from human GATA4. AA range:228-277

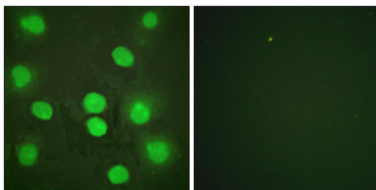
Background

This gene encodes a member of the GATA family of zinc-finger transcription factors. Members of this family recognize the

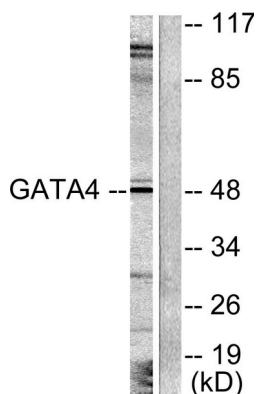
GATA motif which is present in the promoters of many genes. This protein is thought to regulate genes involved in embryogenesis and in myocardial differentiation and function, and is necessary for normal testicular development. Mutations in this gene have been associated with cardiac septal defects. Additionally, alterations in gene expression have been associated with several cancer types. Alternative splicing results in multiple transcript variants. [provided by RefSeq, Apr 2015],disease:Defects in GATA4 are the cause of atrial septal defect type 2 (ASD2) [MIM:607941]. ASD2 is a congenital heart malformation characterized by incomplete closure of the wall between the atria resulting in blood flow from the left to the right atria. ASD2 patients show other heart abnormalities including ventricular and atrioventricular septal defects, pulmonary valve thickening or insufficiency of the cardiac valves. ASD2 is not associated with defects in the cardiac conduction system or non-cardiac abnormalities.,function:Transcriptional activator. Binds to the consensus sequence 5'-AGATAG-3'. Acts as a transcriptional activator of ANF in cooperation with NKX2-5.,similarity:Contains 2 GATA-type zinc fingers.,subunit:Interacts with ZNF260 (By similarity). Interacts with the homeobox domain of NKX2-5 through its C-terminal zinc finger. Also interacts with JARID2 which represses its ability to activate transcription of ANF. Interacts with NFATC4.,

Research Area

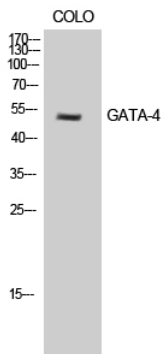
Image Data



Immunofluorescence analysis of HUVEC cells, using GATA4 Antibody. The picture on the right is blocked with the synthesized peptide.



Western blot analysis of lysates from COLO205 cells, treated with Serum 20% 15', using GATA4 Antibody. The lane on the right is blocked with the synthesized peptide.



Western Blot analysis of COLO cells using GATA-4 Polyclonal Antibody.