

Product Name: Elongin A1 Rabbit Polyclonal Antibody**Catalog #: APRab10419**

For research use only.

Summary

Description	Rabbit polyclonal Antibody
Host	Rabbit
Application	WB,IHC,ICC/IF,ELISA
Reactivity	Human,Mouse,Rat
Conjugation	Unconjugated
Modification	Unmodified
Isotype	IgG
Clonality	Polyclonal
Form	Liquid
Concentration	1mg/ml
Storage	Aliquot and store at -20°C (valid for 12 months). Avoid freeze/thaw cycles.
Shipping	Ice bags
Buffer	Liquid in PBS containing 50% glycerol, 0.5% protective protein and 0.02% New type preservative N.
Purification	Affinity purification

Application

Dilution Ratio	WB 1:500-1:2000,IHC 1:100-1:300,ICC/IF 1:50-1:200,ELISA 1:5000-1:10000
Molecular Weight	87kDa

Antigen Information

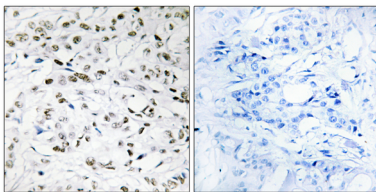
Gene Name	TCEB3
Alternative Names	TCEB3; MSTP059; Transcription elongation factor B polypeptide 3; Elongin 110 kDa subunit; Elongin-A; EloA; RNA polymerase II transcription factor SIII subunit A1; SIII p110
Gene ID	6924.0
SwissProt ID	Q14241
Immunogen	The antiserum was produced against synthesized peptide derived from human TCEB3. AA range:131-180

Background

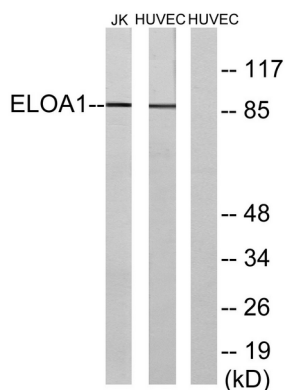
This gene encodes the protein elongin A, which is a subunit of the transcription factor B (SIII) complex. The SIII complex is composed of elongins A/A2, B and C. It activates elongation by RNA polymerase II by suppressing transient pausing of the polymerase at many sites within transcription units. Elongin A functions as the transcriptionally active component of the SIII complex, whereas elongins B and C are regulatory subunits. Elongin A2 is specifically expressed in the testis, and capable of forming a stable complex with elongins B and C. The von Hippel-Lindau tumor suppressor protein binds to elongins B and C, and thereby inhibits transcription elongation. [provided by RefSeq, Jul 2008],domain:The elongin BC complex binding domain is also known as BC-box with the consensus [APST]-L-x(3)-C-x(3)-[AILV],function:SIII, also known as elongin, is a general transcription elongation factor that increases the RNA polymerase II transcription elongation past template-encoded arresting sites. Subunit A is transcriptionally active and its transcription activity is strongly enhanced by binding to the dimeric complex of the SIII regulatory subunits B and C (elongin BC complex),similarity:Contains 1 F-box domain.,similarity:Contains 1 TFIIIS N-terminal domain.,subunit:Heterotrimer of an A (A1, A2 or A3), B and C subunit. The C subunit mediates the binding of the elongin BC complex to subunit A.,

Research Area


Image Data



Immunohistochemistry analysis of paraffin-embedded human breast carcinoma, using ELOA1 Antibody. The picture on the right is blocked with the synthesized peptide.



Western blot analysis of lysates from HUVEC cells and Jurkat cells, using ELOA1 Antibody. The lane on the right is blocked with the synthesized peptide.



Western Blot analysis of various cells using Elongin A1 Polyclonal Antibody