

---

**Product Name: CYP8B1 Rabbit Polyclonal Antibody****Catalog #: APRab09679**

For research use only.

**Summary**

<b>Description</b>	Rabbit polyclonal Antibody
<b>Host</b>	Rabbit
<b>Application</b>	WB,IHC,ICC/IF,ELISA
<b>Reactivity</b>	Human,Mouse
<b>Conjugation</b>	Unconjugated
<b>Modification</b>	Unmodified
<b>Isotype</b>	IgG
<b>Clonality</b>	Polyclonal
<b>Form</b>	Liquid
<b>Concentration</b>	1mg/ml
<b>Storage</b>	Aliquot and store at -20°C (valid for 12 months). Avoid freeze/thaw cycles.
<b>Shipping</b>	Ice bags
<b>Buffer</b>	Liquid in PBS containing 50% glycerol, 0.5% protective protein and 0.02% New type preservative N.
<b>Purification</b>	Affinity purification

**Application**

<b>Dilution Ratio</b>	WB 1:500-1:2000,IHC 1:100-1:300,ICC/IF 1:50-1:200,ELISA 1:20000-1:40000
<b>Molecular Weight</b>	58kDa

**Antigen Information**

<b>Gene Name</b>	CYP8B1
<b>Alternative Names</b>	CYP8B1; CYP12; 7-alpha-hydroxycholest-4-en-3-one 12-alpha-hydroxylase; 7-alpha-hydroxy-4-cholesten-3-one 12-alpha-hydroxylase; CYPVIII B1; Cytochrome P450 8B1; Sterol 12-alpha-hydroxylase
<b>Gene ID</b>	1582.0
<b>SwissProt ID</b>	Q9UNU6
<b>Immunogen</b>	The antiserum was produced against synthesized peptide derived from human Cytochrome P450 8B1. AA range:371-420


## Background

This gene encodes a member of the cytochrome P450 superfamily of enzymes. The cytochrome P450 proteins are monooxygenases which catalyze many reactions involved in drug metabolism and synthesis of cholesterol, steroids and other lipids. This endoplasmic reticulum membrane protein catalyzes the conversion of 7 alpha-hydroxy-4-cholesten-3-one into 7-alpha,12-alpha-dihydroxy-4-cholesten-3-one. The balance between these two steroids determines the relative amounts of cholic acid and chenodeoxycholic acid both of which are secreted in the bile and affect the solubility of cholesterol. This gene is unique among the cytochrome P450 genes in that it is intronless. [provided by RefSeq, Jul 2008],catalytic activity:7-alpha-hydroxycholest-4-en-3-one + NADPH + O(2) = 7-alpha,12-alpha-dihydroxycholest-4-en-3-one + NADP(+) + H(2)O.,cofactor:Heme group.,function:Involved in bile acid synthesis and is responsible for the conversion of 7 alpha-hydroxy-4-cholesten-3-one into 7 alpha, 12 alpha-dihydroxy-4-cholesten-3-one. Responsible for the balance between formation of cholic acid and chenodeoxycholic acid. Has a rather broad substrate specificity including a number of 7-alpha-hydroxylated C27 steroids.,similarity:Belongs to the cytochrome P450 family.,tissue specificity:Liver.,

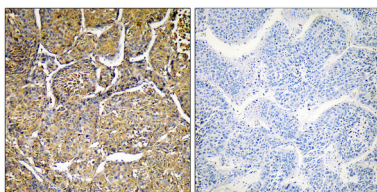
## Research Area

Primary bile acid biosynthesis;PPAR;


## Image Data



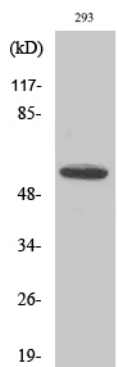
Western blot analysis of Cytochrome P450 8B1 Antibody. The lane on the right is blocked with the Cytochrome P450 8B1 peptide.



Immunohistochemistry analysis of paraffin-embedded human liver, using Cytochrome P450 8B1 Antibody. The lane on the right is blocked with the Cytochrome P450 8B1 peptide.



Western blot analysis of the lysates from HT-29 cells using Cytochrome P450 8B1 antibody.



Western Blot analysis of various cells using CYP8B1 Polyclonal Antibody