

Product Name: CYP2A6 Rabbit Polyclonal Antibody**Catalog #: APRab09645**

For research use only.

Summary

Description	Rabbit polyclonal Antibody
Host	Rabbit
Application	WB,ICC/IF,ELISA
Reactivity	Human,Rat,Mouse,Other
Conjugation	Unconjugated
Modification	Unmodified
Isotype	IgG
Clonality	Polyclonal
Form	Liquid
Concentration	1mg/ml
Storage	Aliquot and store at -20°C (valid for 12 months). Avoid freeze/thaw cycles.
Shipping	Ice bags
Buffer	Liquid in PBS containing 50% glycerol, 0.5% protective protein and 0.02% New type preservative N.
Purification	Affinity purification

Application

Dilution Ratio	WB 1:500-1:2000,ICC/IF 1:200-1:1000,ELISA 1:10000-1:20000
Molecular Weight	56kDa

Antigen Information

Gene Name	CYP2A6
Alternative Names	CYP2A6; CYP2A3; Cytochrome P450 2A6; 1; 4-cineole 2-exo-monooxygenase; CYP11A6; Coumarin 7-hydroxylase; Cytochrome P450 IIA3; Cytochrome P450(I)
Gene ID	1548.0
SwissProt ID	P11509
Immunogen	The antiserum was produced against synthesized peptide derived from human Cytochrome P450 2A6. AA range:1-50

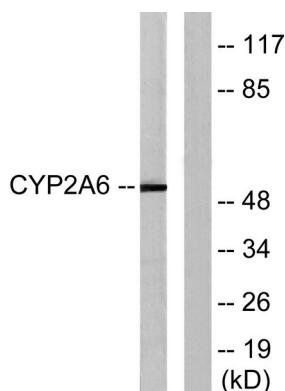
Background

This gene, CYP2A6, encodes a member of the cytochrome P450 superfamily of enzymes. The cytochrome P450 proteins are monooxygenases which catalyze many reactions involved in drug metabolism and synthesis of cholesterol, steroids and other lipids. This protein localizes to the endoplasmic reticulum and its expression is induced by phenobarbital. The enzyme is known to hydroxylate coumarin, and also metabolizes nicotine, aflatoxin B1, nitrosamines, and some pharmaceuticals. Individuals with certain allelic variants are said to have a poor metabolizer phenotype, meaning they do not efficiently metabolize coumarin or nicotine. This gene is part of a large cluster of cytochrome P450 genes from the CYP2A, CYP2B and CYP2F subfamilies on chromosome 19q. The gene was formerly referred to as CYP2A3; however, it has been renamed CYP2A6. [provided by RefSeq, Jul 2008],catalytic activity:RH + reduced flavoprotein + O(2) = ROH + oxidized flavoprotein + H(2)O.,cofactor:Heme group.,function:Exhibits a high coumarin 7-hydroxylase activity. Can act in the hydroxylation of the anti-cancer drugs cyclophosphamide and ifosphamide. Competent in the metabolic activation of aflatoxin B1. Constitutes the major nicotine C-oxidase.,induction:By phenobarbital and dexamethasone.,online information:CYP2A6 alleles,online information:CYP2A6 entry,similarity:Belongs to the cytochrome P450 family.,tissue specificity:Liver.,

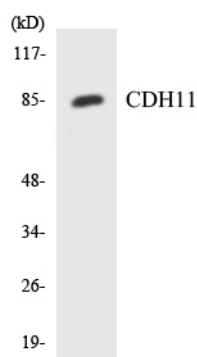
Research Area

Caffeine metabolism;Retinol metabolism;Drug metabolism;Drug metabolism;

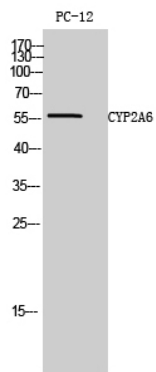
Image Data



Western blot analysis of lysates from Jurkat cells, using Cytochrome P450 2A6 Antibody. The lane on the right is blocked with the synthesized peptide.



Western blot analysis of the lysates from RAW264.7 cells using CDH11 antibody.



Western Blot analysis of PC-12 cells using CYP2A6 Polyclonal Antibody diluted at 1: 1000