

Product Name: Cox-1 Rabbit Polyclonal Antibody**Catalog #: APRab09264**

For research use only.

Summary

Description	Rabbit polyclonal Antibody
Host	Rabbit
Application	WB,IHC,ICC/IF,ELISA
Reactivity	Human,Rat,Mouse
Conjugation	Unconjugated
Modification	Unmodified
Isotype	IgG
Clonality	Polyclonal
Form	Liquid
Concentration	1mg/ml
Storage	Aliquot and store at -20°C (valid for 12 months). Avoid freeze/thaw cycles.
Shipping	Ice bags
Buffer	Liquid in PBS containing 50% glycerol, 0.5% protective protein and 0.02% New type preservative N.
Purification	Affinity purification

Application

Dilution Ratio	WB 1:500-1:2000,IHC 1:100-1:300,ICC/IF 1:50-1:200,ELISA 1:20000-1:40000
Molecular Weight	70kDa

Antigen Information

Gene Name	PTGS1
Alternative Names	PTGS1; COX1; Prostaglandin G/H synthase 1; Cyclooxygenase-1; COX-1; Prostaglandin H2 synthase 1; PGH synthase 1; PGHS-1; PHS 1; Prostaglandin-endoperoxide synthase 1
Gene ID	5742.0
SwissProt ID	P23219
Immunogen	The antiserum was produced against synthesized peptide derived from human Cox1. AA range:550-599

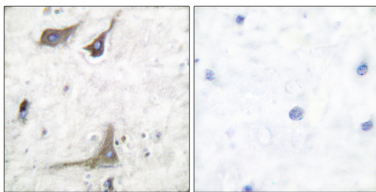
Background

This is one of two genes encoding similar enzymes that catalyze the conversion of arachidonate to prostaglandin. The encoded protein regulates angiogenesis in endothelial cells, and is inhibited by nonsteroidal anti-inflammatory drugs such as aspirin. Based on its ability to function as both a cyclooxygenase and as a peroxidase, the encoded protein has been identified as a moonlighting protein. The protein may promote cell proliferation during tumor progression. Alternative splicing results in multiple transcript variants. [provided by RefSeq, Jan 2014],catalytic activity:Arachidonate + AH(2) + 2 O(2) = prostaglandin H(2) + A + H(2)O.,cofactor:Binds 1 heme B (iron-protoporphyrin IX) group per subunit.,function:May play an important role in regulating or promoting cell proliferation in some normal and neoplastically transformed cells.,miscellaneous:This enzyme acts both as a dioxygenase and as a peroxidase.,miscellaneous:This enzyme is the target of nonsteroidal anti-inflammatory drugs such as aspirin.,pathway:Lipid metabolism; prostaglandin biosynthesis.,similarity:Belongs to the prostaglandin G/H synthase family.,similarity:Contains 1 EGF-like domain.,subunit:Homodimer.,

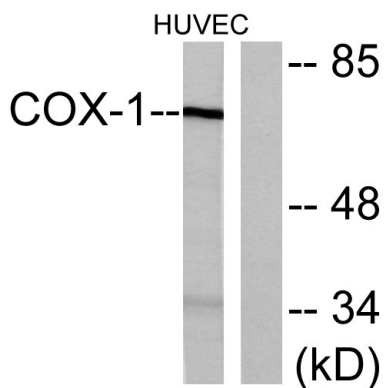
Research Area

Arachidonic acid metabolism;


Image Data



Immunohistochemistry analysis of paraffin-embedded human brain tissue, using Cox1 Antibody. The picture on the right is blocked with the synthesized peptide.



Western blot analysis of lysates from HUVEC cells, using Cox1 Antibody. The lane on the right is blocked with the synthesized peptide.



Western Blot analysis of various cells using Cox-1 Polyclonal Antibody

