

Summary

Production Name	BRD3 Rabbit Polyclonal Antibody
Description	Rabbit Polyclonal Antibody
Host	Rabbit
Application	WB, IHC-P, IF-P, IF-F, ICC/IF, ELISA
Reactivity	Human, Mouse

Performance

Conjugation	Unconjugated
Modification	Unmodified
Isotype	IgG
Clonality	Polyclonal
Form	Liquid
Storage	Store at 4°C short term. Aliquot and store at -20°C long term. Avoid freeze/thaw cycles.
Buffer	Liquid in PBS containing 50% glycerol, 0.5% protective protein and 0.02% New type preservative N.
Purification	Affinity purification

Immunogen

Gene Name	BRD3
Alternative Names	BRD3; KIAA0043; RING3L; Bromodomain-containing protein 3; RING3-like protein
Gene ID	8019.0
SwissProt ID	Q15059. The antiserum was produced against synthesized peptide derived from human BRD3. AA range: 611-660

Application

Dilution Ratio	WB 1:500-1:2000, IHC-P 1:100-1:300, IF-P/IF-F/ICC/IF 1:200-1:1000, ELISA 1:20000. Not yet tested in other applications.
Molecular Weight	90kDa

Product Name: BRD3 Rabbit Polyclonal Antibody
Catalog #: APRab07649

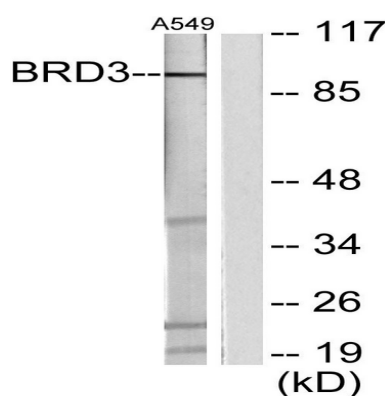


Background

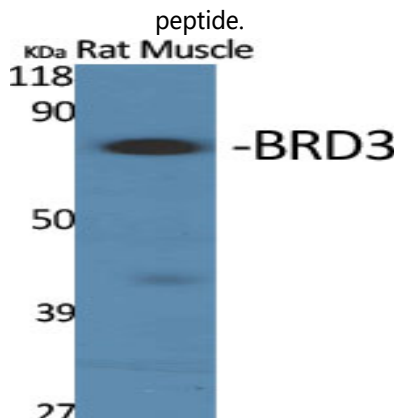
This gene was identified based on its homology to the gene encoding the RING3 protein, a serine/threonine kinase. The gene localizes to 9q34, a region which contains several major histocompatibility complex (MHC) genes. The function of the encoded protein is not known. [provided by RefSeq, Jul 2008],disease:A chromosomal aberration involving BRD3 is found in a rare, aggressive, and lethal carcinoma arising in midline organs of young people. Translocation t(15;9)(q14;q34) with NUT which produces a BRD3-NUT fusion protein.,similarity:Contains 2 bromo domains.,tissue specificity:Ubiquitous.,

Research Area

Image Data

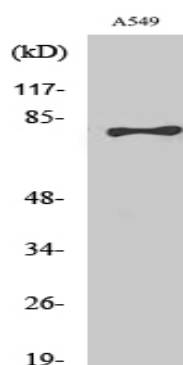


Western blot analysis of lysates from A549 cells, using BRD3 Antibody. The lane on the right is blocked with the synthesized peptide.



Western Blot analysis of various cells using BRD3 Polyclonal Antibody cells nucleus extracted by Minute TM Cytoplasmic and Nuclear Fractionation kit (SC-003, Invent biotech, MN, USA) .

Product Name: BRD3 Rabbit Polyclonal Antibody
Catalog #: APRab07649



Western Blot analysis of A549 cells using BRD3 Polyclonal Antibody cells nucleus extracted by Minute TM Cytoplasmic and Nuclear Fractionation kit (SC-003, Invent biotech, MN, USA) .

Note

For research use only.