

---

**Product Name: AChR $\alpha$ 10 Rabbit Polyclonal Antibody****Catalog #: APRab06497**

For research use only.

**Summary**

<b>Description</b>	Rabbit polyclonal Antibody
<b>Host</b>	Rabbit
<b>Application</b>	WB,ELISA
<b>Reactivity</b>	Human,Mouse,Rat
<b>Conjugation</b>	Unconjugated
<b>Modification</b>	Unmodified
<b>Isotype</b>	IgG
<b>Clonality</b>	Polyclonal
<b>Form</b>	Liquid
<b>Concentration</b>	1mg/ml
<b>Storage</b>	Aliquot and store at -20°C (valid for 12 months). Avoid freeze/thaw cycles.
<b>Shipping</b>	Ice bags
<b>Buffer</b>	Liquid in PBS containing 50% glycerol, 0.5% protective protein and 0.02% New type preservative N.
<b>Purification</b>	Affinity purification

**Application**

<b>Dilution Ratio</b>	WB 1:500-1:2000,ELISA 1:10000-1:20000
<b>Molecular Weight</b>	50kDa

**Antigen Information**

<b>Gene Name</b>	CHRNA10
<b>Alternative Names</b>	CHRNA10; NACHRA10; Neuronal acetylcholine receptor subunit alpha-10; Nicotinic acetylcholine receptor subunit alpha-10; NACHR alpha-10
<b>Gene ID</b>	57053.0
<b>SwissProt ID</b>	Q9GZZ6
<b>Immunogen</b>	The antiserum was produced against synthesized peptide derived from human CHRNA10. AA range:394-443

**Background**

function: Ionotropic receptor with a probable role in the modulation of auditory stimuli. Agonist binding may induce an extensive change in conformation that affects all subunits and leads to opening of an ion-conducting channel across the plasma membrane. The channel is permeable to a range of divalent cations including calcium, the influx of which may activate a potassium current which hyperpolarizes the cell membrane. In the ear, this may lead to a reduction in basilar membrane motion, altering the activity of auditory nerve fibers and reducing the range of dynamic hearing. This may protect against acoustic trauma.

miscellaneous: The hetero-oligomeric receptor composed of CHRNA9 and CHRNA10 has an atypical pharmacological profile, binding several non-nicotinic ligands including strychnine (a glycine receptor antagonist) and atropine (a muscarinic acetylcholine receptor antagonist).

similarity: Belongs to the ligand-gated ionic channel (TC 1.A.9) family.

subunit: Forms hetero-oligomeric channels in conjunction with CHRNA9. The native outer hair cell receptor may be composed of CHRNA9-CHRNA10 hetero-oligomers.

tissue specificity: Expressed in inner-ear tissue, tonsil, immortalized B-cells, cultured T-cells and peripheral blood lymphocytes.

function: Ionotropic receptor with a probable role in the modulation of auditory stimuli. Agonist binding may induce an extensive change in conformation that affects all subunits and leads to opening of an ion-conducting channel across the plasma membrane. The channel is permeable to a range of divalent cations including calcium, the influx of which may activate a potassium current which hyperpolarizes the cell membrane. In the ear, this may lead to a reduction in basilar membrane motion, altering the activity of auditory nerve fibers and reducing the range of dynamic hearing. This may protect against acoustic trauma.

miscellaneous: The hetero-oligomeric receptor composed of CHRNA9 and CHRNA10 has an atypical pharmacological profile, binding several non-nicotinic ligands including strychnine (a glycine receptor antagonist) and atropine (a muscarinic acetylcholine receptor antagonist).

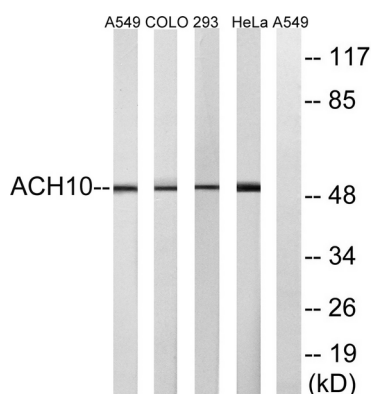
similarity: Belongs to the ligand-gated ionic channel (TC 1.A.9) family.

subunit: Forms hetero-oligomeric channels in conjunction with CHRNA9. The native outer hair cell receptor may be composed of CHRNA9-CHRNA10 hetero-oligomers.

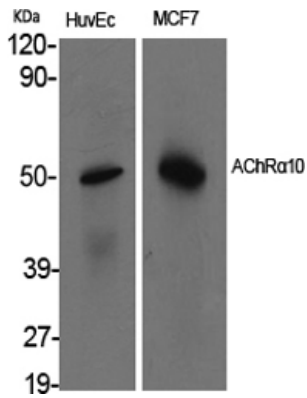
tissue specificity: Expressed in inner-ear tissue, tonsil, immortalized B-cells, cultured T-cells and peripheral blood lymphocytes.

## Research Area

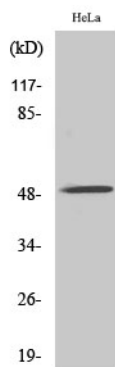
### Image Data



Western blot analysis of lysates from HeLa, 293, COLO, and A549 cells, using CHRNA10 Antibody. The lane on the right is blocked with the synthesized peptide.



Western Blot analysis of various cells using AChR $\alpha$ 10 Polyclonal Antibody



Western Blot analysis of A549 cells using AChR $\alpha$ 10 Polyclonal Antibody