

Product Name: mTOR (phospho Thr2446) Rabbit Polyclonal Antibody**Catalog #: APRab05047**

For research use only.

Summary

Description	Rabbit polyclonal Antibody
Host	Rabbit
Application	WB,IHC,ELISA
Reactivity	Human,Mouse,Rat
Conjugation	Unconjugated
Modification	Phosphorylated
Isotype	IgG
Clonality	Polyclonal
Form	Liquid
Concentration	1mg/ml
Storage	Aliquot and store at -20°C (valid for 12 months). Avoid freeze/thaw cycles.
Shipping	Ice bags
Buffer	Liquid in PBS containing 50% glycerol, 0.5% protective protein and 0.02% New type preservative N.
Purification	Affinity purification

Application

Dilution Ratio	WB 1:500-1:2000,IHC 1:50-1:300,ELISA 1:2000-1:20000
Molecular Weight	220kDa

Antigen Information

Gene Name	MTOR
Alternative Names	MTOR; FRAP; FRAP1; FRAP2; RAFT1; RAPT1; Serine/threonine-protein kinase mTOR; FK506-binding protein 12-rapamycin complex-associated protein 1; FKBP12-rapamycin complex-associated protein; Mammalian target of rapamycin; mTOR; Mechanistic tar
Gene ID	2475.0
SwissProt ID	P42345
Immunogen	The antiserum was produced against synthesized peptide derived from human mTOR around the phosphorylation site of Thr2446. AA range:2412-2461

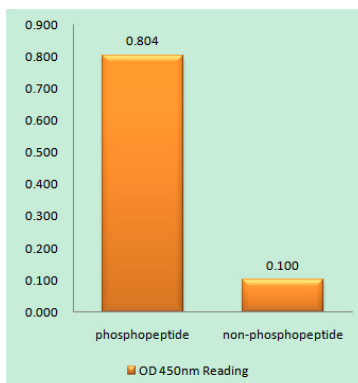
Background

The protein encoded by this gene belongs to a family of phosphatidylinositol kinase-related kinases. These kinases mediate cellular responses to stresses such as DNA damage and nutrient deprivation. This protein acts as the target for the cell-cycle arrest and immunosuppressive effects of the FKBP12-rapamycin complex. The ANGPTL7 gene is located in an intron of this gene. [provided by RefSeq, Sep 2008],function:Acts as the target for the cell-cycle arrest and immunosuppressive effects of the FKBP12-rapamycin complex. Part of the TORC2 complex which plays a critical role in AKT1 Ser-473 phosphorylation, and may modulate the phosphorylation of PKCA and regulate actin cytoskeleton organization.,similarity:Belongs to the PI3/PI4-kinase family.,similarity:Contains 1 FAT domain.,similarity:Contains 1 FATC domain.,similarity:Contains 1 PI3K/PI4K domain.,similarity:Contains 7 HEAT repeats.,subunit:Interacts with the FKBP12-rapamycin complex. Binds UBQLN1. Forms part of the mammalian target of rapamycin 2 complex (TORC2) comprised of FRAP1, GBL, PRR5, RICTOR and SIN. TORC2 does not bind to and is not sensitive to FKBP12-rapamycin. Binds directly to PRR5 and RICTOR within the TORC2 complex.,tissue specificity:Expressed in numerous tissues, with highest levels in testis.,

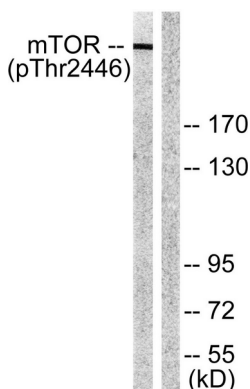
Research Area

Regulates Angiogenesis; Insulin Receptor; ErbB/HER; mTOR; B Cell Receptor; PI3K/Akt; AMPK

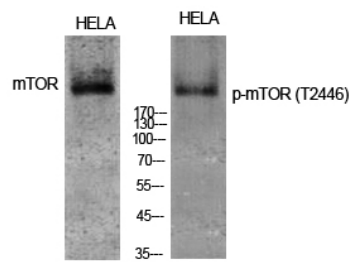
Image Data



Enzyme-Linked Immunosorbent Assay (Phospho-ELISA) for Immunogen Phosphopeptide (Phospho-left) and Non-Phosphopeptide (Phospho-right) , using mTOR (Phospho-Thr2446) Antibody



Western blot analysis of lysates from NIH/3T3 cells treated with Insulin 0.01U/ml 15', using mTOR (Phospho-Thr2446) Antibody. The lane on the right is blocked with the phospho peptide.



Western Blot analysis of various cells using Phospho-mTOR (T2446) Polyclonal Antibody diluted at 1: 1000