

---

**Product Name: CHOP (phospho Ser30) Rabbit Polyclonal Antibody****Catalog #: APRab04462**

For research use only.

**Summary**

<b>Description</b>	Rabbit polyclonal Antibody
<b>Host</b>	Rabbit
<b>Application</b>	WB,IHC,ICC/IF,ELISA
<b>Reactivity</b>	Human,Mouse
<b>Conjugation</b>	Unconjugated
<b>Modification</b>	Phosphorylated
<b>Isotype</b>	IgG
<b>Clonality</b>	Polyclonal
<b>Form</b>	Liquid
<b>Concentration</b>	1mg/ml
<b>Storage</b>	Aliquot and store at -20°C (valid for 12 months). Avoid freeze/thaw cycles.
<b>Shipping</b>	Ice bags
<b>Buffer</b>	Liquid in PBS containing 50% glycerol, 0.5% protective protein and 0.02% New type preservative N.
<b>Purification</b>	Affinity purification

**Application**

<b>Dilution Ratio</b>	WB 1:500-1:2000,IHC 1:100-1:300,ICC/IF 1:200-1:1000,ELISA 1:10000-1:20000
<b>Molecular Weight</b>	19kDa

**Antigen Information**

<b>Gene Name</b>	DDIT3 DDIT3; CHOP; CHOP10; GADD153; DNA damage-inducible transcript 3 protein; DDIT-3;
<b>Alternative Names</b>	C/EBP-homologous protein; CHOP; C/EBP-homologous protein 10; CHOP-10; Growth arrest and DNA damage-inducible protein GADD153
<b>Gene ID</b>	1649.0
<b>SwissProt ID</b>	P35638
<b>Immunogen</b>	The antiserum was produced against synthesized peptide derived from human CHOP around the phosphorylation site of Ser30. AA range:15-64

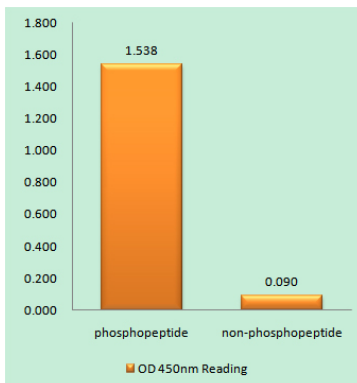
## Background

This gene encodes a member of the CCAAT/enhancer-binding protein (C/EBP) family of transcription factors. The protein functions as a dominant-negative inhibitor by forming heterodimers with other C/EBP members, such as C/EBP and LAP (liver activator protein), and preventing their DNA binding activity. The protein is implicated in adipogenesis and erythropoiesis, is activated by endoplasmic reticulum stress, and promotes apoptosis. Fusion of this gene and FUS on chromosome 16 or EWSR1 on chromosome 22 induced by translocation generates chimeric proteins in myxoid liposarcomas or Ewing sarcoma. Multiple alternatively spliced transcript variants encoding two isoforms with different length have been identified. [provided by RefSeq, Aug 2010],disease:A chromosomal aberration involving DDIT3 is found in a form of malignant myxoid liposarcoma [MIM:126337]. Translocation t(12;16)(q13;p11) with FUS.,function:Inhibits the DNA-binding activity of C/EBP and LAP by forming heterodimers that cannot bind DNA.,similarity:Belongs to the bZIP family.,similarity:Contains 1 bZIP domain.,subunit:Heterodimer.,

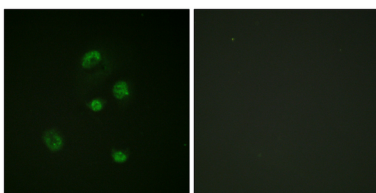
## Research Area

MAPK\_ERK\_Growth;MAPK\_G\_Protein;

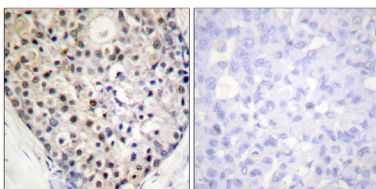
## Image Data



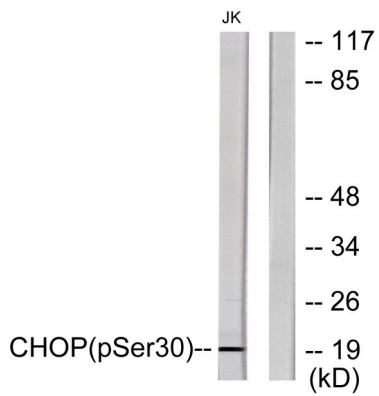
Enzyme-Linked Immunosorbent Assay ( Phospho-ELISA ) for Immunogen Phosphopeptide (Phospho-left) and Non-Phosphopeptide (Phospho-right) , using CHOP (Phospho-Ser30) Antibody



Immunofluorescence analysis of A549 cells, using CHOP ( Phospho-Ser30 ) Antibody. The picture on the right is blocked with the phospho peptide.



Immunohistochemistry analysis of paraffin-embedded human breast carcinoma, using CHOP (Phospho-Ser30) Antibody. The picture on the right is blocked with the phospho peptide.



Western blot analysis of lysates from Jurkat cells treated with PMA 125ng/ml 30 ' , using CHOP (Phospho-Ser30) Antibody. The lane on the right is blocked with the phospho peptide.