

Summary

Production Name	FGA Rat Monoclonal Antibody
Description	Rat Monoclonal antibody
Host	Rat
Application	WB,IP,IHC
Reactivity	Human

Performance

Conjugation	Unconjugated
Modification	Unmodified
Isotype	Rat IgG2a
Clonality	Monoclonal
Form	Liquid
Storage	Store at 4°C short term. Aliquot and store at -20°C long term. Avoid freeze/thaw cycles.
Buffer	Purified antibody in PBS with 0.05% sodium azide
Purification	Affinity Purification

Immunogen

Gene Name	FGA
Alternative Names	FGA
Gene ID	
SwissProt ID	P02671.Purified recombinant fragment of human FGA

Application

Dilution Ratio	WB:1:500-1:1000,IP:1:100-1:200,IHC:1:500
Molecular Weight	95kDa

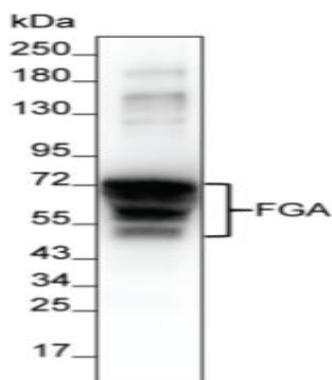
Background

Product Name: FGA Rat Monoclonal Antibody
Catalog #: AMR83289

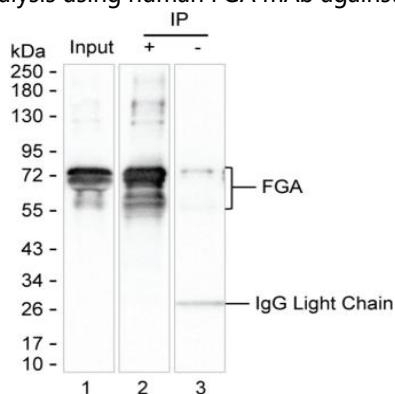


Research Area

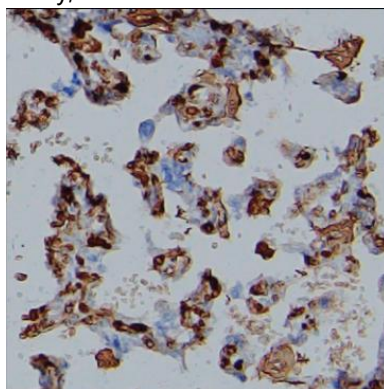
Image Data



Western blot analysis using human FGA mAb against human plasma



Lane 1: plasma; Lane 2: FGA immunoprecipitated from plasma by AMR83289; Lane 3: The same as Lane 2 but use IgG isotype control antibody; Result: AMR83289 can immunoprecipitate FGA;



IHC-P analysis of placenta tissue by FGA antibody (AMR83289)

Product Name: FGA Rat Monoclonal Antibody
Catalog #: AMR83289



Note

For research use only.