
Product Name: XRCC4 Mouse Monoclonal Antibody**Catalog #: AMM85018**

For research use only.

Summary

Description	Mouse monoclonal Antibody
Host	Mouse
Application	WB,IHC,ICC,IP
Reactivity	Human,Mouse,Rat
Conjugation	Unconjugated
Modification	Unmodified
Isotype	Mouse IgG1
Clonality	Monoclonal
Form	Liquid
Concentration	1mg/ml
Storage	Aliquot and store at -20°C (valid for 12 months). Avoid freeze/thaw cycles.
Shipping	Ice bags
Buffer	Purified antibody in PBS with 0.05% sodium azide,0.5%protective protein and 50% glycerol.
Purification	Affinity Purification

Application

Dilution Ratio	WB 1:500-1:1000,IHC 1:50-1:100,ICC 1:50-1:200,IP 1:10-1:20
Molecular Weight	Calculated MW: 38 kDa; Observed MW: 38-45 kDa

Antigen Information

Gene Name	XRCC4
Alternative Names	X ray repair cross complementing protein 4; DNA repair protein XRCC4; DNA double strand break repair
Gene ID	7518.0
SwissProt ID	Q13426
Immunogen	Synthetic Peptide of XRCC4

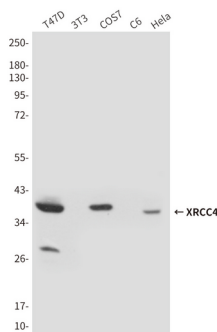
Background

Involved in DNA non-homologous end joining (NHEJ) required for double-strand break repair and V(D)J recombination. Binds to DNA and to DNA ligase IV (LIG4). The LIG4-XRCC4 complex is responsible for the NHEJ ligation step, and XRCC4 enhances

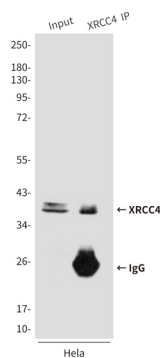
the joining activity of LIG4. Binding of the LIG4-XRCC4 complex to DNA ends is dependent on the assembly of the DNA-dependent protein kinase complex DNA-PK to these DNA ends.

Research Area

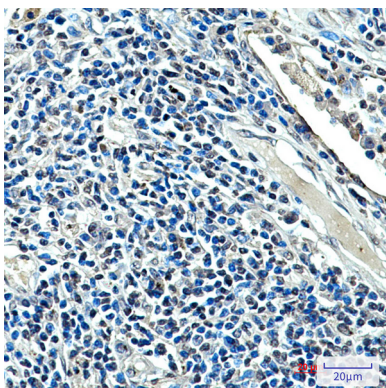
Image Data



Western blot analysis of XRCC4 in T47D, 3T3, COS7, C6 and HeLa lysates using XRCC4 antibody



Immunoprecipitation analysis of XRCC4 in HeLa lysates using XRCC4 antibody.



Immunohistochemistry analysis of paraffin-embedded XRCC4 in Human lung cancer using XRCC4 antibody. High-pressure and temperature Sodium Citrate pH 6.0 was used for antigen retrieval.