Product Name: **CD15 Mouse Monoclonal Antibody**
Catalog #: **AMM84938**
For research use only.

Summary

Description	Mouse monoclonal Antibody
Host	Mouse
Application	IHC,ICC
Reactivity	Human
Conjugation	Unconjugated
Modification	Unmodified
Isotype	Mouse IgG1
Clonality	Monoclonal
Form	Liquid
Concentration	1mg/ml
Storage	Aliquot and store at -20°C (valid for 12 months). Avoid freeze/thaw cycles.
Shipping	Ice bags
Buffer	Purified antibody in PBS with 0.05% sodium azide,0.5%protective protein and 50% glycerol.
Purification	Affinity Purification

Application

Dilution Ratio	IHC 1:50-1:100,ICC 1:50-1:200
Molecular Weight	/

Antigen Information

Gene Name	CD15
Alternative Names	FUT4; ELFT; FCT3A; Alpha-(1; 3)-fucosyltransferase; ELAM-1 ligand fucosyltransferase; Fucosyltransferase 4; Fucosyltransferase IV; Fuc-TIV; FucT-IV; Galactoside 3-L-fucosyltransferase
Gene ID	2526.0
SwissProt ID	P22083
Immunogen	Synthetic Peptide of CD15

Background

The product of this gene transfers fucose to N-acetyllactosamine polysaccharides to generate fucosylated carbohydrate

structures. It catalyzes the synthesis of the non-sialylated antigen, Lewis x (CD15).

Research Area

Image Data

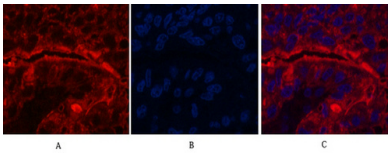

Immunofluorescence analysis of CD15 in Human livercancer tissue using CD15 antibody(red),and DAPI (blue).

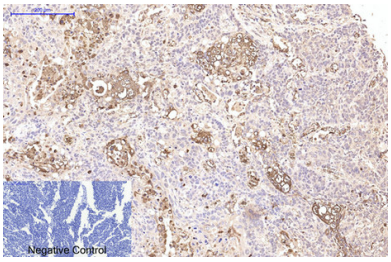

Immunohistochemistry analysis of paraffin-embedded Human lung cancer tissue using CD15 antibody.High-pressure and temperature Sodium Citrate pH 6.0 was used for antigen retrieval.Negative control was used by secondary antibody only.

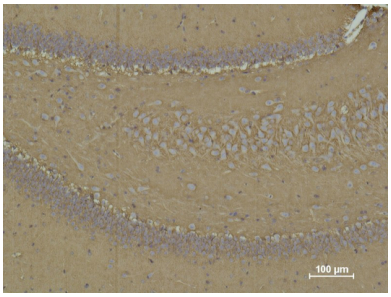

Immunohistochemistry analysis of paraffin-embedded rat Brain Tissue using CD 15 antibody. High-pressure and temperature Sodium Citrate pH 6.0 was used for antigen retrieval.

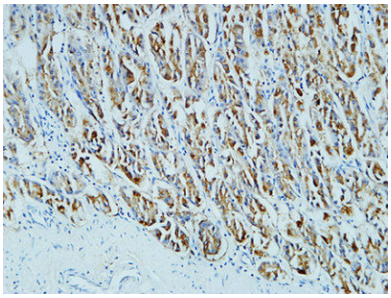

Immunohistochemistry analysis of paraffin-embedded Human stomach using CD15 antibody.High-pressure and temperature Tris-EDTA pH 8.0 was used for antigen retrieval.

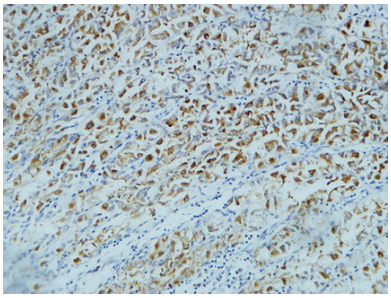

Immunohistochemistry analysis of paraffin-embedded Human stomach using CD15 antibody.High-pressure and temperature Tris-EDTA pH 8.0 was used for antigen retrieval.

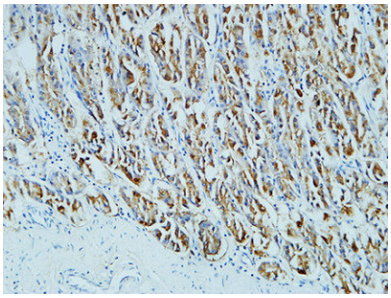

Immunohistochemistry analysis of paraffin-embedded Human stomach using CD15 antibody.High-pressure and temperature Tris-EDTA pH 8.0 was used for antigen retrieval.