
Product Name: CD23 Mouse Monoclonal Antibody**Catalog #: AMM84934**

For research use only.

Summary

Description	Mouse monoclonal Antibody
Host	Mouse
Application	IHC,ICC
Reactivity	Human,Mouse,Rat
Conjugation	Unconjugated
Modification	Unmodified
Isotype	Mouse IgG1
Clonality	Monoclonal
Form	Liquid
Concentration	1mg/ml
Storage	Aliquot and store at -20°C (valid for 12 months). Avoid freeze/thaw cycles.
Shipping	Ice bags
Buffer	Purified antibody in PBS with 0.05% sodium azide,0.5%protective protein and 50% glycerol.
Purification	Affinity Purification

Application

Dilution Ratio	IHC 1:50-1:100,ICC 1:50-1:200
Molecular Weight	/

Antigen Information

Gene Name	CD23 FCER2; CD23A; CLEC4J; FCE2; IGEBF; Low affinity immunoglobulin epsilon Fc receptor;
Alternative Names	BLAST-2; C-type lectin domain family 4 member J; Fc-epsilon-RII; Immunoglobulin E-binding factor; Lymphocyte IgE receptor; CD23
Gene ID	2208.0
SwissProt ID	P06734
Immunogen	Synthetic Peptide of CD23

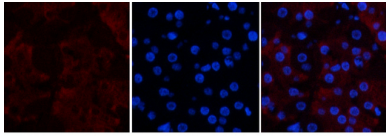
Background

This receptor has essential roles in the regulation of IgE production and in the differentiation of B-cells (it is a B-cell-specific

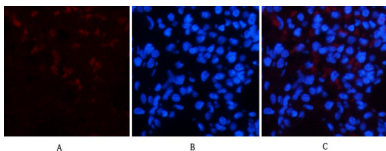
antigen).

Research Area

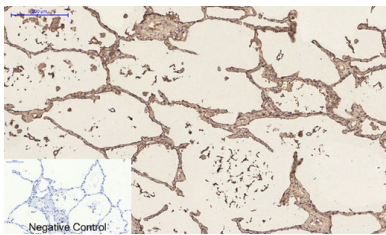
Image Data



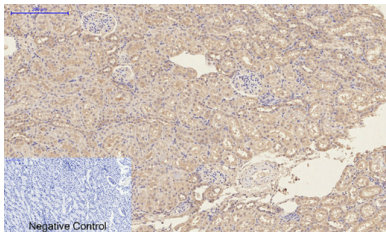
Immunofluorescence analysis of CD23 in Human stomach using CD23 antibody (red), and DAPI (blue).



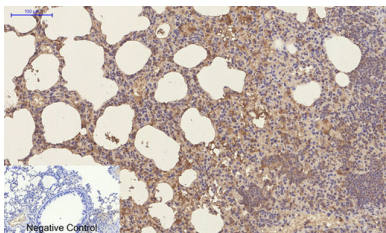
Immunofluorescence analysis of CD23 in rat lung tissue using CD23 antibody (1E9) (red), and DAPI (blue).



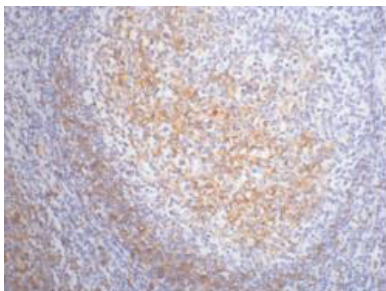
Immunohistochemistry analysis of paraffin-embedded Human lung tissue using CD23 antibody. High-pressure and temperature Sodium Citrate pH 6.0 was used for antigen retrieval. Negative control was used by secondary antibody only.



Immunohistochemistry analysis of paraffin-embedded rat kidney tissue using CD23 antibody. High-pressure and temperature Sodium Citrate pH 6.0 was used for antigen retrieval. Negative control was used by secondary antibody only.



Immunohistochemistry analysis of paraffin-embedded mouse lung tissue using CD23 antibody. High-pressure and temperature Sodium Citrate pH 6.0 was used for antigen retrieval. Negative control was used by secondary antibody only.



Immunohistochemistry analysis of paraffin-embedded Human tonsil tissue using CD23 antibody. High-pressure and temperature Sodium Citrate pH 6.0 was used for antigen retrieval.