
Product Name: PDE5A Mouse Monoclonal Antibody**Catalog #: AMM83613**

For research use only.

Summary

Description	Mouse monoclonal Antibody
Host	Mouse
Application	WB,IHC,IP
Reactivity	Human
Conjugation	Unconjugated
Modification	Unmodified
Isotype	Mouse IgG2a
Clonality	Monoclonal
Form	Liquid
Concentration	1mg/ml
Storage	Aliquot and store at -20°C (valid for 12 months). Avoid freeze/thaw cycles.
Shipping	Ice bags
Buffer	Purified antibody in PBS with 0.05% sodium azide
Purification	Affinity Purification

Application

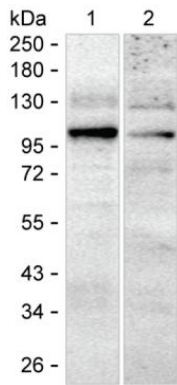
Dilution Ratio	WB 1:500-1:1000,IHC 1:100-1:200,IP 1:100-1:200
Molecular Weight	100kDa

Antigen Information

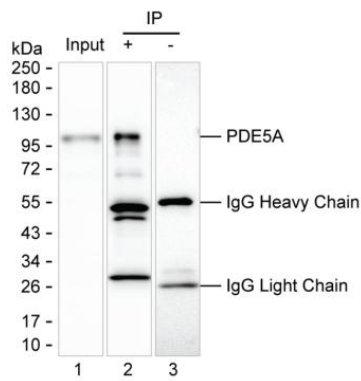
Gene Name	PDE5A
Alternative Names	PDE5A
Gene ID	
SwissProt ID	O76074
Immunogen	Purified recombinant fragment of human PDE5A

Background**Research Area**

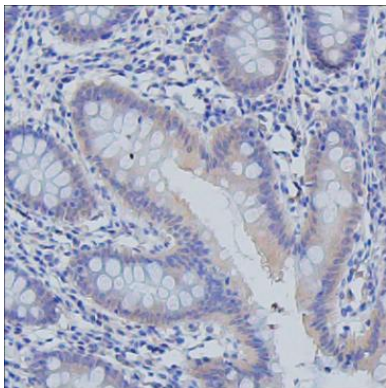
Image Data



Western blot analysis using PDE5A mouse mAb against HEK-293 lysate and MCF7 lysate



Lane 1: HEK-293 lysate; Lane 2: PDE5A immunoprecipitated from HEK-293 lysate by AMM83613; Lane 3: The same as Lane 2 but use IgG isotype control antibody; Result: AMM83613 can immunoprecipitate PDE5A;



IHC-P analysis of colon tissue by PDE5A antibody (AMM83613)