

---

**Product Name: Tau Mouse Monoclonal Antibody****Catalog #: AMM83407**

For research use only.

**Summary**

<b>Description</b>	Mouse monoclonal Antibody
<b>Host</b>	Mouse
<b>Application</b>	WB,IHC
<b>Reactivity</b>	Human
<b>Conjugation</b>	Unconjugated
<b>Modification</b>	Unmodified
<b>Isotype</b>	Mouse IgG2a
<b>Clonality</b>	Monoclonal
<b>Form</b>	Liquid
<b>Concentration</b>	1mg/ml
<b>Storage</b>	Aliquot and store at -20°C (valid for 12 months). Avoid freeze/thaw cycles.
<b>Shipping</b>	Ice bags
<b>Buffer</b>	Purified antibody in PBS with 0.05% sodium azide
<b>Purification</b>	Affinity Purification

**Application**

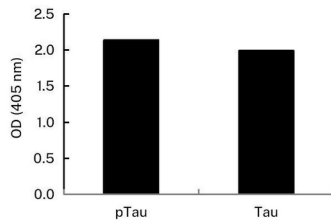
<b>Dilution Ratio</b>	WB 1:500-1:1000,IHC 1:50-1:250
<b>Molecular Weight</b>	65kDa

**Antigen Information**

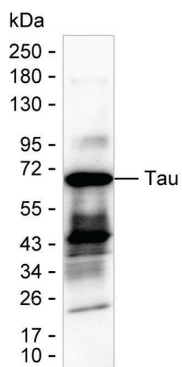
<b>Gene Name</b>	Tau
<b>Alternative Names</b>	Tau
<b>Gene ID</b>	
<b>SwissProt ID</b>	P10636-8
<b>Immunogen</b>	Purified recombinant fragment of human Tau

**Background****Research Area**

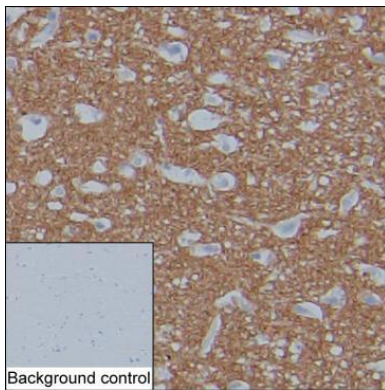
## Image Data



Cross reactivity Microtiter wells were coated with recombinant human Tau and phosphorylated Tau proteins. Tau Mouse Monoclonal Antibody was used as Tau Mouse Monoclonal Antibody and peroxidase conjugated goat anti- mouse IgG was used as the secondary antibody. Result: Tau Mouse Monoclonal Antibody can react with human Tau and phosphorylated Tau proteins.



Result: AMM83407 can detect recombinant human Tau by Western blotting.



IHC-P analysis of cerebral cortex tissue by Tau antibody (AMM83407)