
Product Name: AKR1B1 Mouse Monoclonal Antibody**Catalog #: AMM83248**

For research use only.

Summary

Description	Mouse monoclonal Antibody
Host	Mouse
Application	WB,IHC,IP
Reactivity	Human
Conjugation	Unconjugated
Modification	Unmodified
Isotype	Mouse IgG2a
Clonality	Monoclonal
Form	Liquid
Concentration	1mg/ml
Storage	Aliquot and store at -20°C (valid for 12 months). Avoid freeze/thaw cycles.
Shipping	Ice bags
Buffer	Purified antibody in PBS with 0.05% sodium azide
Purification	Affinity Purification

Application

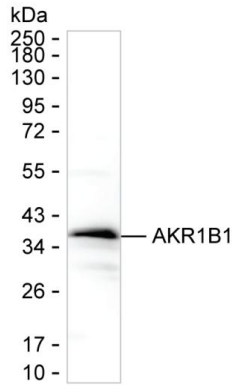
Dilution Ratio	WB 1:500-1:1000,IHC 1:100-1:200,IP 1:100-1:200
Molecular Weight	36kDa

Antigen Information

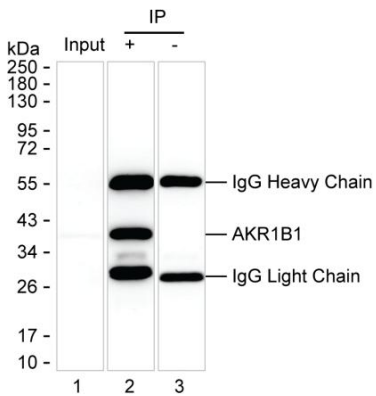
Gene Name	AKR1B1
Alternative Names	AKR1B1
Gene ID	
SwissProt ID	P15121
Immunogen	Purified recombinant fragment of human AKR1B1

Background**Research Area**

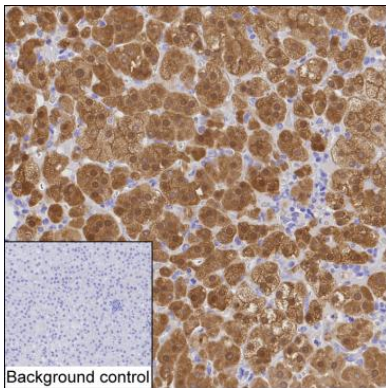
Image Data



Western blot analysis using AKR1B1 mouse mAb against HeLa lysate



Lane 1: HeLa lysate ; Lane 2: AKR1B1 immunoprecipitated from HeLa lysate by AMM83248 ; Lane 3: The same as Lane 2 but use IgG isotype control antibody ;Result: AMM83248 can immunoprecipitate AKR1B1;



IHC-P analysis of adrenal gland tissue by AKR1B1 antibody (AMM83248)