
Product Name: AMBP Mouse Monoclonal Antibody**Catalog #: AMM83228**

For research use only.

Summary

Description	Mouse monoclonal Antibody
Host	Mouse
Application	WB,IHC,IP
Reactivity	Human
Conjugation	Unconjugated
Modification	Unmodified
Isotype	Mouse IgG2b
Clonality	Monoclonal
Form	Liquid
Concentration	1mg/ml
Storage	Aliquot and store at -20°C (valid for 12 months). Avoid freeze/thaw cycles.
Shipping	Ice bags
Buffer	Purified antibody in PBS with 0.05% sodium azide
Purification	Affinity Purification

Application

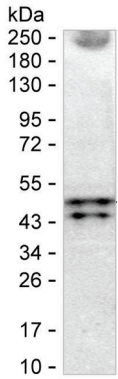
Dilution Ratio	WB 1:500-1:1000,IHC 1:100-1:200,IP 1:100-1:200
Molecular Weight	39kDa

Antigen Information

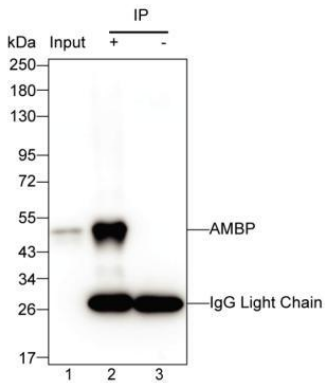
Gene Name	AMBP
Alternative Names	AMBP
Gene ID	
SwissProt ID	P02760
Immunogen	Purified recombinant fragment of human AMBP

Background**Research Area**

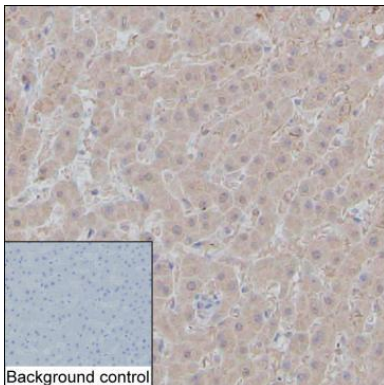
Image Data



Western blot analysis using AMBP mouse mAb against Hep G2 lysate



Lane 1: Hep G2 lysate; Lane 2: AMBP immunoprecipitated from Hep G2 lysate by AMM83228; Lane 3: The same as Lane 2 but use IgG isotype control antibody; Result: AMM83228 can immunoprecipitate AMBP;



IHC-P analysis of liver tissue by AMBP antibody (AMM83228)