

---

**Product Name: HSPA1A Mouse Monoclonal Antibody****Catalog #: AMM83131**

For research use only.

**Summary**

|                      |                                                                             |
|----------------------|-----------------------------------------------------------------------------|
| <b>Description</b>   | Mouse monoclonal Antibody                                                   |
| <b>Host</b>          | Mouse                                                                       |
| <b>Application</b>   | WB,IHC,IP                                                                   |
| <b>Reactivity</b>    | Human                                                                       |
| <b>Conjugation</b>   | Unconjugated                                                                |
| <b>Modification</b>  | Unmodified                                                                  |
| <b>Isotype</b>       | Mouse IgG1                                                                  |
| <b>Clonality</b>     | Monoclonal                                                                  |
| <b>Form</b>          | Liquid                                                                      |
| <b>Concentration</b> | 1mg/ml                                                                      |
| <b>Storage</b>       | Aliquot and store at -20°C (valid for 12 months). Avoid freeze/thaw cycles. |
| <b>Shipping</b>      | Ice bags                                                                    |
| <b>Buffer</b>        | Purified antibody in PBS with 0.05% sodium azide                            |
| <b>Purification</b>  | Affinity Purification                                                       |

**Application**

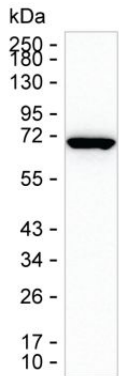
|                         |                                                |
|-------------------------|------------------------------------------------|
| <b>Dilution Ratio</b>   | WB 1:500-1:1000,IHC 1:100-1:200,IP 1:100-1:200 |
| <b>Molecular Weight</b> | Calculated MW: 70 kDa; Observed MW: 70 kDa     |

**Antigen Information**

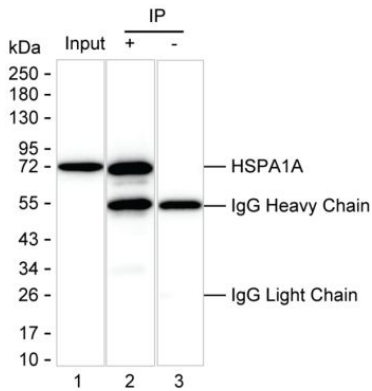
|                          |                                               |
|--------------------------|-----------------------------------------------|
| <b>Gene Name</b>         | HSPA1A                                        |
| <b>Alternative Names</b> | HSPA1A                                        |
| <b>Gene ID</b>           |                                               |
| <b>SwissProt ID</b>      | P0DMV8                                        |
| <b>Immunogen</b>         | Purified recombinant fragment of human HSPA1A |

**Background****Research Area**

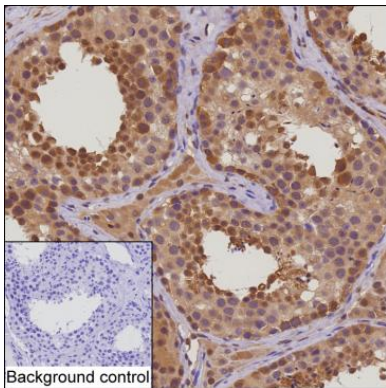
## Image Data



Western blot analysis using HSPA1A mouse mAb against A549 lysate



Lane 1: A549 lysate ; Lane 2: HSPA1A immunoprecipitated from A549 lysate by AMM83131 ; Lane 3: The same as Lane 2 but use IgG isotype control antibody ;Result: AMM83131 can immunoprecipitate HSPA1A;



IHC-P analysis of testis tissue by HSPA1A antibody (AMM83131)