
Product Name: RETN Mouse Monoclonal Antibody**Catalog #: AMM83125**

For research use only.

Summary

Description	Mouse monoclonal Antibody
Host	Mouse
Application	WB,IHC,IP
Reactivity	Human
Conjugation	Unconjugated
Modification	Unmodified
Isotype	Mouse IgG1
Clonality	Monoclonal
Form	Liquid
Concentration	1mg/ml
Storage	Aliquot and store at -20°C (valid for 12 months). Avoid freeze/thaw cycles.
Shipping	Ice bags
Buffer	Purified antibody in PBS with 0.05% sodium azide
Purification	Affinity Purification

Application

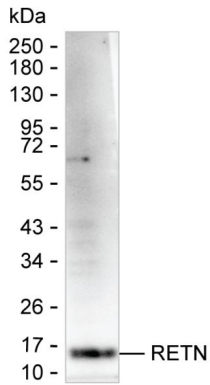
Dilution Ratio	WB 1:250-1:1000,IHC 1:100-1:200,IP 1:100-1:200
Molecular Weight	15kDa

Antigen Information

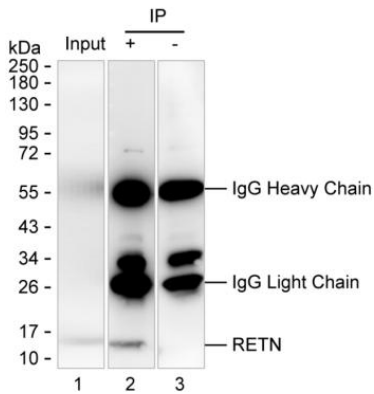
Gene Name	RETN
Alternative Names	RETN
Gene ID	
SwissProt ID	Q9HD89
Immunogen	Purified recombinant fragment of human RETN

Background**Research Area**

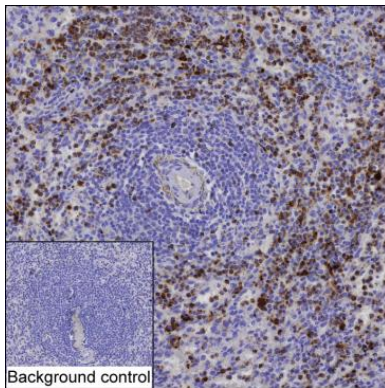
Image Data



Western blot analysis using RETN mouse mAb against U-937 lysate



Lane 1: U-937 lysate ; Lane 2: RETN immunoprecipitated from U-937 lysate by AMM83125 ; Lane 3: The same as Lane 2 but use IgG isotype control antibody ;Result: AMM83125 can immunoprecipitate RETN;



IHC-P analysis of spleen tissue by RETN antibody (AMM83125)