

---

**Product Name: CLGN Mouse Monoclonal Antibody****Catalog #: AMM83063**

For research use only.

**Summary**

<b>Description</b>	Mouse monoclonal Antibody
<b>Host</b>	Mouse
<b>Application</b>	WB,IHC,ELISA
<b>Reactivity</b>	Human
<b>Conjugation</b>	Unconjugated
<b>Modification</b>	Unmodified
<b>Isotype</b>	Mouse IgG1
<b>Clonality</b>	Monoclonal
<b>Form</b>	Liquid
<b>Concentration</b>	1mg/ml
<b>Storage</b>	Aliquot and store at -20°C (valid for 12 months). Avoid freeze/thaw cycles.
<b>Shipping</b>	Ice bags
<b>Buffer</b>	Purified antibody in PBS with 0.05% sodium azide
<b>Purification</b>	Affinity Purification

**Application**

<b>Dilution Ratio</b>	WB 1:500-1:2000,IHC 1:200-1:1000,ELISA 1:5000-1:20000
<b>Molecular Weight</b>	70kDa

**Antigen Information**

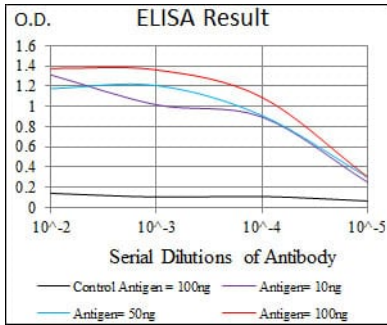
<b>Gene Name</b>	CLGN
<b>Alternative Names</b>	CLGN
<b>Gene ID</b>	1047.0
<b>SwissProt ID</b>	O14967
<b>Immunogen</b>	Purified recombinant fragment of human CLGN (AA: 249-405) expressed in E. Coli.

**Background**

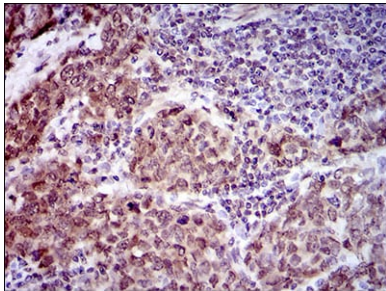
Calmegin is a testis-specific endoplasmic reticulum chaperone protein. CLGN may play a role in spermatogenesis and infertility.

## Research Area

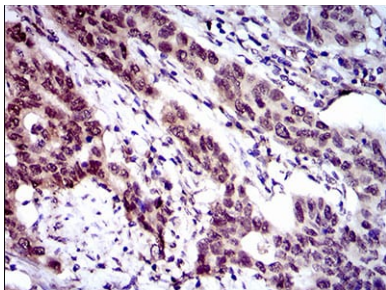
## Image Data



Black line: Control Antigen (100 ng); Purple line: Antigen(10ng); Blue line: Antigen (50 ng); Red line: Antigen (100 ng);



Immunohistochemical analysis of paraffin-embedded human breast cancer tissues using CLGN mouse mAb with DAB staining.



Immunohistochemical analysis of paraffin-embedded human esophageal cancer tissues using CLGN mouse mAb with DAB staining.