
Product Name: CLGN Mouse Monoclonal Antibody**Catalog #: AMM83062**

For research use only.

Summary

Description	Mouse monoclonal Antibody
Host	Mouse
Application	WB,IHC,ELISA,FC
Reactivity	Human
Conjugation	Unconjugated
Modification	Unmodified
Isotype	Mouse IgG1
Clonality	Monoclonal
Form	Liquid
Concentration	1mg/ml
Storage	Aliquot and store at -20°C (valid for 12 months). Avoid freeze/thaw cycles.
Shipping	Ice bags
Buffer	Purified antibody in PBS with 0.05% sodium azide
Purification	Affinity Purification

Application

Dilution Ratio	WB 1:500-1:2000,IHC 1:200-1:1000,ELISA 1:5000-1:20000,FC 1:200-1:400
Molecular Weight	70kDa

Antigen Information

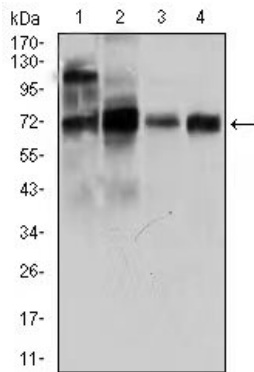
Gene Name	CLGN
Alternative Names	CLGN
Gene ID	1047.0
SwissProt ID	O14967
Immunogen	Purified recombinant fragment of human CLGN (AA: 249-405) expressed in E. Coli.

Background

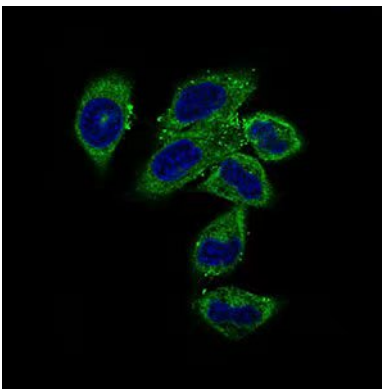
Calmegin is a testis-specific endoplasmic reticulum chaperone protein. CLGN may play a role in spermatogenesis and infertility.

Research Area

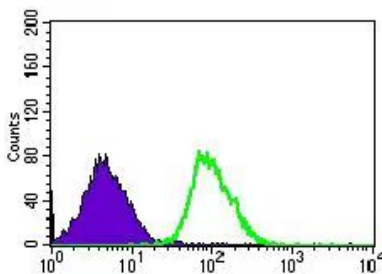
Image Data



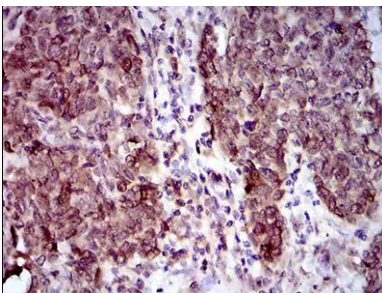
Western blot analysis using CLGN mouse mAb against LNCaP (1), HepG2 (2), PC-3 (3), and Rai (4) cell lysate.



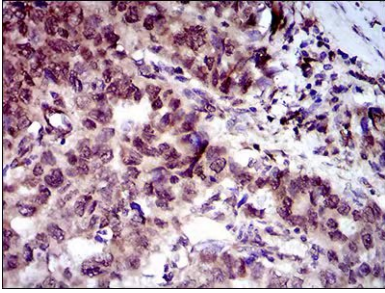
Immunofluorescence analysis of HepG2 cells using CLGN mouse mAb (green). Blue: DRA05 fluorescent DAPI dye.



Flow cytometric analysis of HEK293 cells using CLGN mouse mAb (green) and negative control (purple).



Immunohistochemical analysis of paraffin-embedded breast cancer tissues using CLGN mouse mAb with DAB staining.



Immunohistochemical analysis of paraffin-embedded esophageal cancer tissues using CLGN mouse mAb with DAB staining.