

Product Name: IL6 Mouse Monoclonal Antibody
Catalog #: AMM82991



Summary

Production Name	IL6 Mouse Monoclonal Antibody
Description	Mouse Monoclonal Antibody
Host	Mouse
Application	IHC,FC
Reactivity	Human,Mouse,Rat,Rabbit

Performance

Conjugation	Unconjugated
Modification	Unmodified
Isotype	Mouse IgG2b
Clonality	Monoclonal
Form	Liquid
Storage	Store at 4°C short term. Aliquot and store at -20°C long term. Avoid freeze/thaw cycles.
Buffer	Purified antibody in PBS with 0.05% sodium azide
Purification	Affinity Purification

Immunogen

Gene Name	IL6
Alternative Names	CDF;HGF;HSF;BSF2;IL-6;BSF-2;IFNB2;IFN-beta-2
Gene ID	3569.0
SwissProt ID	P05231.

Application

Dilution Ratio	IHC:1:200-1:400,FC:1:200-1:400
Molecular Weight	23.7kDa

Background

This gene encodes a cytokine that functions in inflammation and the maturation of B cells. In addition, the encoded protein

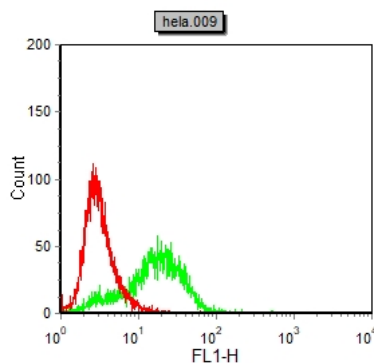
Product Name: IL6 Mouse Monoclonal Antibody
Catalog #: AMM82991



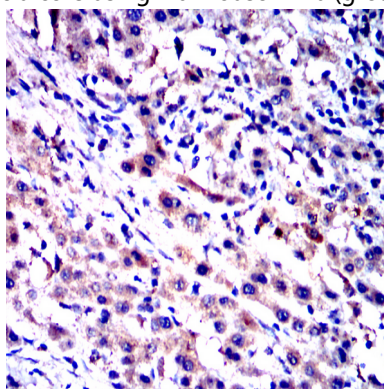
has been shown to be an endogenous pyrogen capable of inducing fever in people with autoimmune diseases or infections. The protein is primarily produced at sites of acute and chronic inflammation, where it is secreted into the serum and induces a transcriptional inflammatory response through interleukin 6 receptor, alpha. The functioning of this gene is implicated in a wide variety of inflammation-associated disease states, including susceptibility to diabetes mellitus and systemic juvenile rheumatoid arthritis. Elevated levels of the encoded protein have been found in virus infections, including COVID-19

Research Area

Image Data

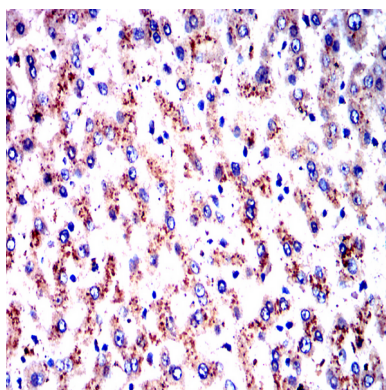


Flow cytometric analysis of Hela cells using IL6 mouse mAb (green) and negative control (red).

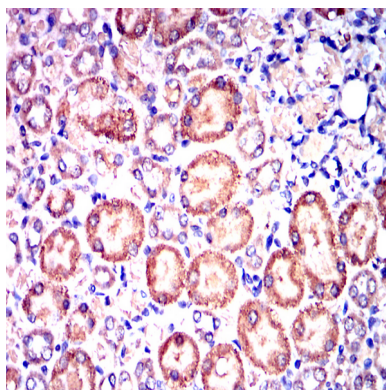


Immunohistochemical analysis of paraffin-embedded human liver cancer tissues using IL6 mouse mAb with DAB staining.

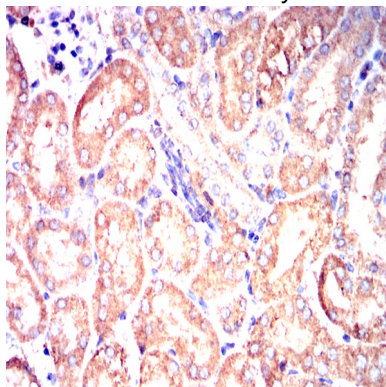
Product Name: IL6 Mouse Monoclonal Antibody
Catalog #: AMM82991



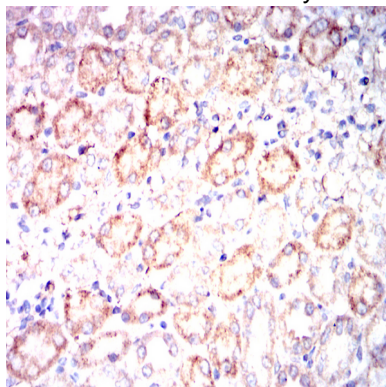
Immunohistochemical analysis of paraffin-embedded human liver tissues using IL6 mouse mAb with DAB staining.



Immunohistochemical analysis of paraffin-embedded rat kidney tissues using IL6 mouse mAb with DAB staining.



Immunohistochemical analysis of paraffin-embedded mouse kidney tissues using IL6 mouse mAb with DAB staining.



Product Name: IL6 Mouse Monoclonal Antibody
Catalog #: AMM82991



Immunohistochemical analysis of paraffin-embedded rat rabbit kidney tissues using IL6 mouse mAb with DAB staining.

Note

For research use only.