

Summary

Production Name	CD126 Mouse Monoclonal Antibody
Description	Mouse Monoclonal Antibody
Host	Mouse
Application	WB,FC,ELISA
Reactivity	Human, Mouse

Performance

Conjugation	Unconjugated
Modification	Unmodified
Isotype	Mouse IgG1
Clonality	Monoclonal
Form	Liquid
Storage	Store at 4°C short term. Aliquot and store at -20°C long term. Avoid freeze/thaw cycles.
Buffer	Purified antibody in PBS with 0.05% sodium azide
Purification	Affinity Purification

Immunogen

Gene Name	CD126
Alternative Names	IL6Q; gp80; CD126; HIES5; IL-6R; IL6RA; IL6RQ; IL-1Ra; IL-6RA; IL6QTL; IL-6R-1
Gene ID	3570.0
SwissProt ID	P08887.Purified recombinant fragment of human CD126 (AA:EXTRA 20-177) expressed in E. Coli.

Application

Dilution Ratio	WB:1:500-1:2000,FC:1:200-1:400,ELISA:1:10000
Molecular Weight	52kDa

Background

Product Name: CD126 Mouse Monoclonal Antibody
Catalog #: AMM82788

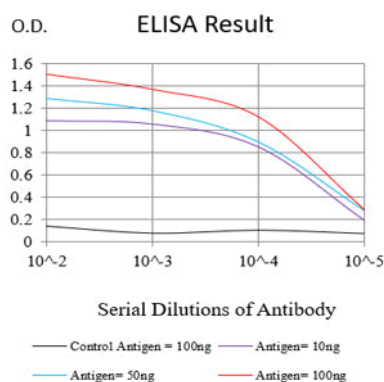


This gene encodes a subunit of the interleukin 6 (IL6) receptor complex. Interleukin 6 is a potent pleiotropic cytokine that regulates cell growth and differentiation and plays an important role in the immune response. The IL6 receptor is a protein complex consisting of this protein and interleukin 6 signal transducer (IL6ST/GP130/IL6-beta), a receptor subunit also shared by many other cytokines. Dysregulated production of IL6 and this receptor are implicated in the pathogenesis of many diseases, such as multiple myeloma, autoimmune diseases and prostate cancer. Alternatively spliced transcript variants encoding distinct isoforms have been identified in this gene. A pseudogene of this gene is found on chromosome 9. [provided by RefSeq, Aug 2020]

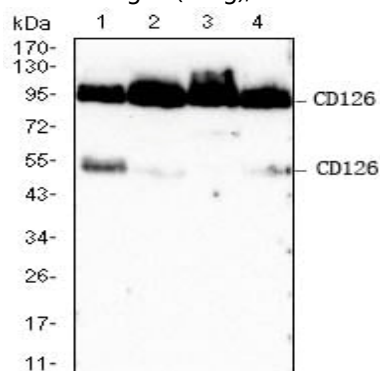
Research Area

TGF-beta signaling pathway, PI3K-Akt signaling pathway, Jak-STAT signaling pathway

Image Data

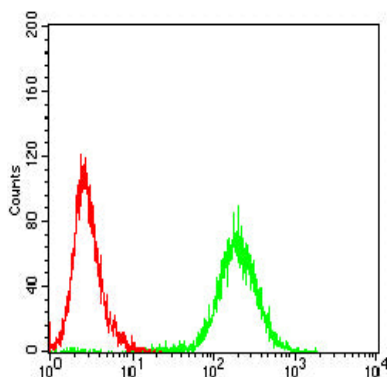


Black line: Control Antigen (100 ng); Purple line: Antigen (10ng); Blue line: Antigen (50 ng); Red line: Antigen (100 ng)

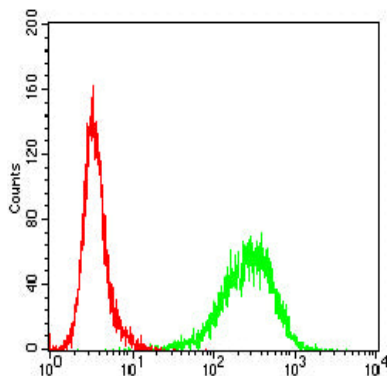


Western blot analysis using CD126 mouse mAb against Jurkat (1), MOLT4 (2), Raw264.7 (3) and THP-1 (4) cell lysate.

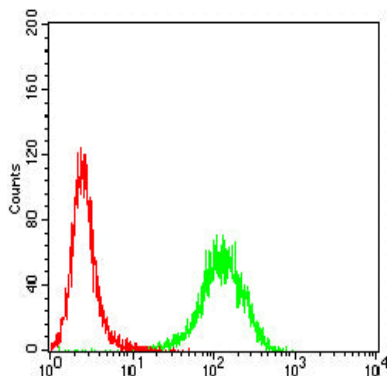
Product Name: CD126 Mouse Monoclonal Antibody
Catalog #: AMM82788



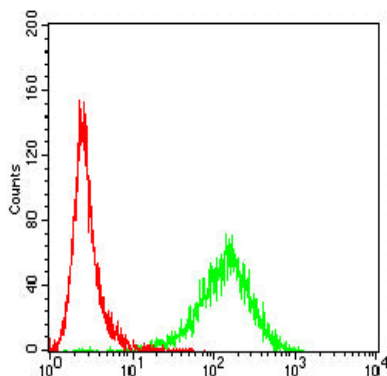
Flow cytometric analysis of Jurkat cells using CD126 mouse mAb (green) and negative control (red).



Flow cytometric analysis of K562 cells using CD126 mouse mAb (green) and negative control (red).



Flow cytometric analysis of THP-1 cells using CD126 mouse mAb (green) and negative control (red).



Product Name: CD126 Mouse Monoclonal Antibody
Catalog #: AMM82788



Flow cytometric analysis of U937 cells using CD126 mouse mAb (green) and negative control (red).

Note

For research use only.