
Product Name: CXCL9 Mouse Monoclonal Antibody**Catalog #: AMM82701**

For research use only.

Summary

Description	Mouse monoclonal Antibody
Host	Mouse
Application	ELISA,FC
Reactivity	Human
Conjugation	Unconjugated
Modification	Unmodified
Isotype	Mouse IgG2a
Clonality	Monoclonal
Form	Liquid
Concentration	1mg/ml
Storage	Aliquot and store at -20°C (valid for 12 months). Avoid freeze/thaw cycles.
Shipping	Ice bags
Buffer	Purified antibody in PBS with 0.05% sodium azide
Purification	Affinity Purification

Application

Dilution Ratio	ELISA 1:5000-1:20000,FC 1:200-1:400
Molecular Weight	14kd

Antigen Information

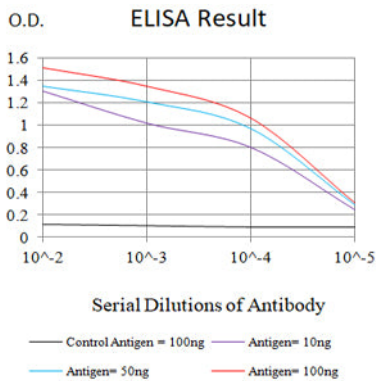
Gene Name	CXCL9
Alternative Names	CMK; MIG; Humig; SCYB9; crg-10
Gene ID	4283.0
SwissProt ID	Q07325
Immunogen	Purified recombinant fragment of human CXCL9 (AA: 23-125) expressed in E. Coli.

Background

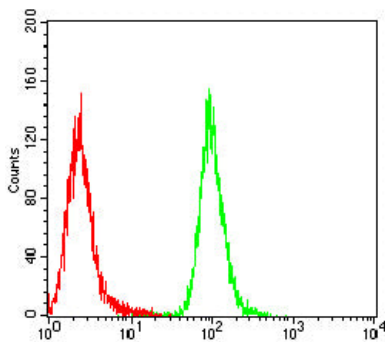
This antimicrobial gene is part of a chemokine superfamily that encodes secreted proteins involved in immunoregulatory and inflammatory processes. The protein encoded is thought to be involved in T cell trafficking. The encoded protein binds to C-X-C motif chemokine 3 and is a chemoattractant for lymphocytes but not for neutrophils. [provided by RefSeq, Aug 2020]

Research Area

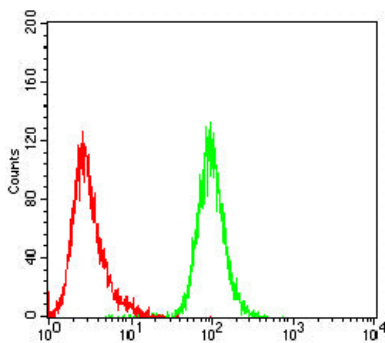
Image Data



Black line: Control Antigen (100 ng); Purple line: Antigen (10ng); Blue line: Antigen (50 ng); Red line: Antigen (100 ng)



Flow cytometric analysis of THP-1 cells using CXCL9 mouse mAb (green) and negative control (red).



Flow cytometric analysis of K562 cells using CXCL9 mouse mAb (green) and negative control (red).