

Product Name: CD206 Mouse Monoclonal Antibody
Catalog #: AMM82627



Summary

Production Name	CD206 Mouse Monoclonal Antibody
Description	Mouse Monoclonal Antibody
Host	Mouse
Application	ICC,FC
Reactivity	Human

Performance

Conjugation	Unconjugated
Modification	Unmodified
Isotype	Mouse IgG1
Clonality	Monoclonal
Form	Liquid
Storage	Store at 4°C short term. Aliquot and store at -20°C long term. Avoid freeze/thaw cycles.
Buffer	Purified antibody in PBS with 0.05% sodium azide
Purification	Affinity Purification

Immunogen

Gene Name	CD206
Alternative Names	MMR; hMR; CD206; MRC1L1; CLEC13D; CLEC13DL; bA541I19.1
Gene ID	4360.0
SwissProt ID	P22897.Purified recombinant fragment of human CD206 (AA: extra(19-218)) expressed in E. Coli.

Application

Dilution Ratio	ICC:1:200-1:1000,FC:1:200-1:400
Molecular Weight	166 kDa

Background

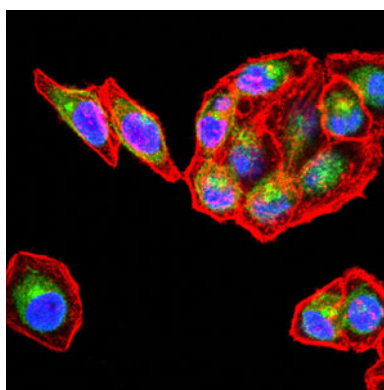
Product Name: CD206 Mouse Monoclonal Antibody
Catalog #: AMM82627



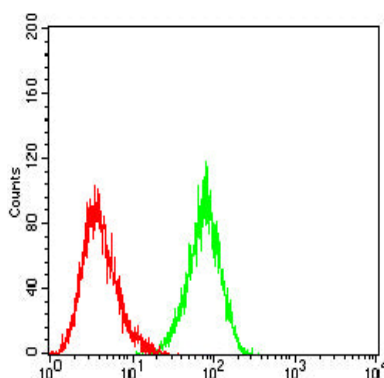
The recognition of complex carbohydrate structures on glycoproteins is an important part of several biological processes, including cell-cell recognition, serum glycoprotein turnover, and neutralization of pathogens. The protein encoded by this gene is a type I membrane receptor that mediates the endocytosis of glycoproteins by macrophages. The protein has been shown to bind high-mannose structures on the surface of potentially pathogenic viruses, bacteria, and fungi so that they can be neutralized by phagocytic engulfment.[provided by RefSeq, Sep 2015]

Research Area

Image Data

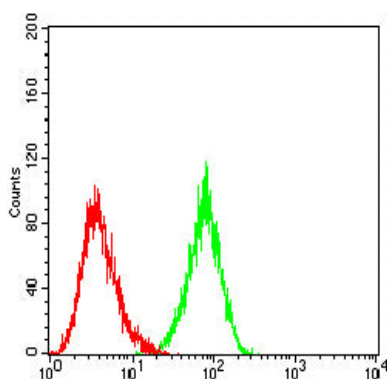


Immunofluorescence analysis of HeLa cells using CD206 mouse mAb (green). Blue: DRAQ5 fluorescent DNA dye. Red: Actin filaments have been labeled with Alexa Fluor- 555 phalloidin. Secondary antibody from Fisher (Cat#: 35503)



Flow cytometric analysis of MOLT4 cells using CD206 mouse mAb (green) and negative control (red).

Product Name: CD206 Mouse Monoclonal Antibody
Catalog #: AMM82627



Flow cytometric analysis of U937 cells using CD206 mouse mAb (green) and negative control (red).

Note

For research use only.